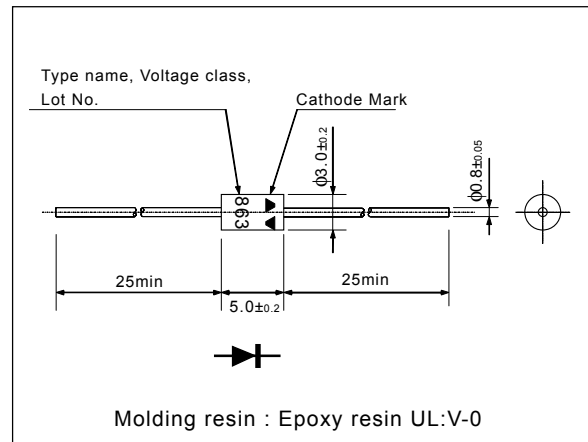


## HIGH VOLTAGE SCHOTTKY BARRIER DIODE

### Outline drawings, mm



### Features

- High voltage
- Low VF
- Super high speed switching
- High reliability by planer design

### Applications

- High speed switching

### Maximum ratings and characteristics

- Absolute maximum ratings (Tc=25°C Unless otherwise specified )

Item	Symbol	Conditions	Rating	Unit
Repetitive peak reverse voltage	V <sub>RRM</sub>		120	V
Average forward current	I <sub>FAV</sub>	Square wave duty=1/2 Tl=124°C	2.0	A
Non-repetitive forward surge current	I <sub>FSM</sub>	Sine wave 10ms, 1shot	70	A
Operating junction temperature	T <sub>j</sub>		150	°C
Storage temperature	T <sub>stg</sub>		-40 to +150	°C

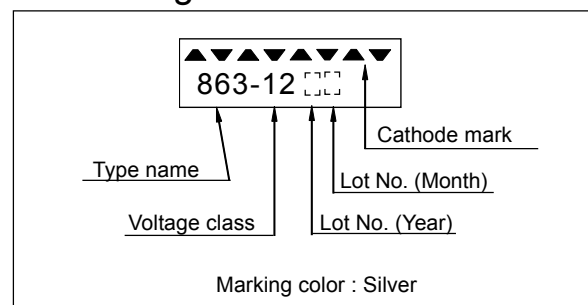
- Electrical characteristics (Tc=25°C Unless otherwise specified )

Item	Symbol	Conditions	Max.	Unit
Forward voltage	V <sub>F</sub>	I <sub>FM</sub> =2.0A	0.88	V
Reverse current	I <sub>R</sub>	V <sub>R</sub> =V <sub>RRM</sub>	80	μA

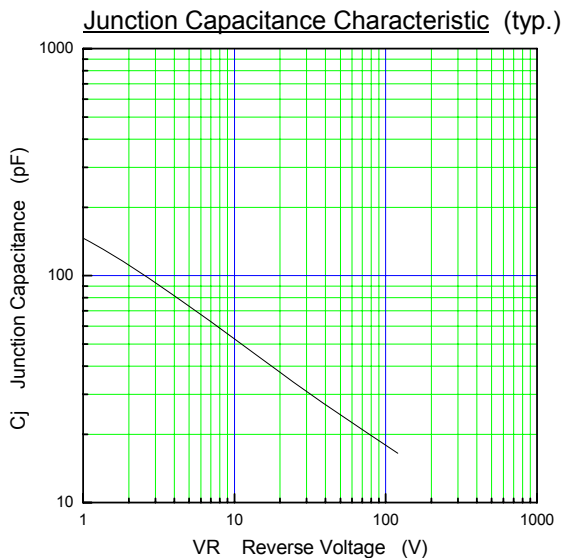
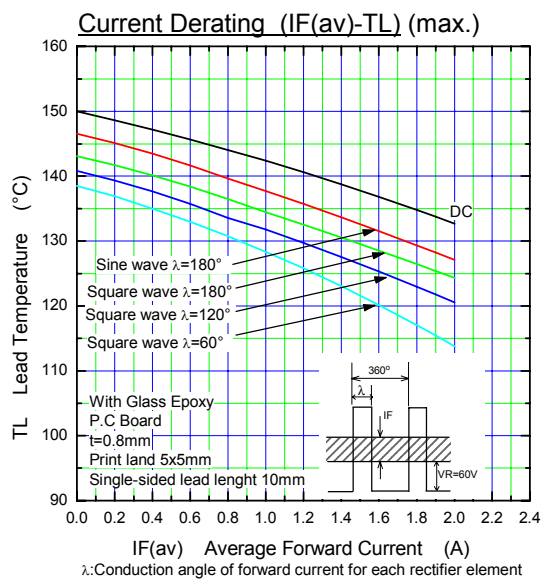
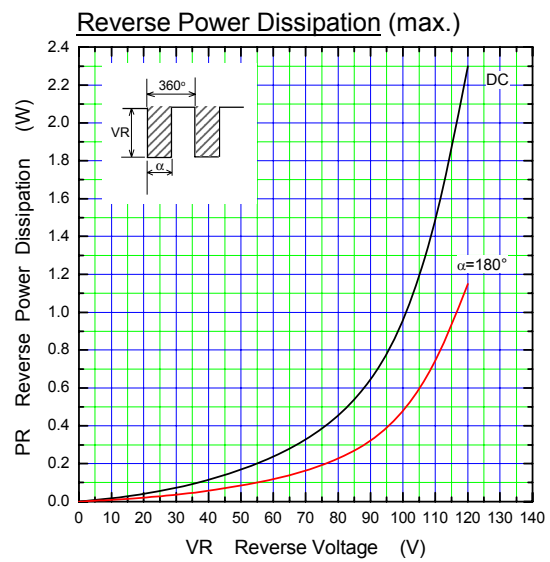
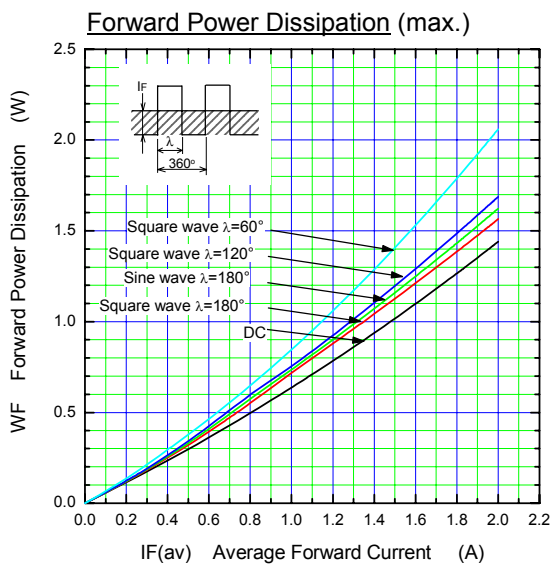
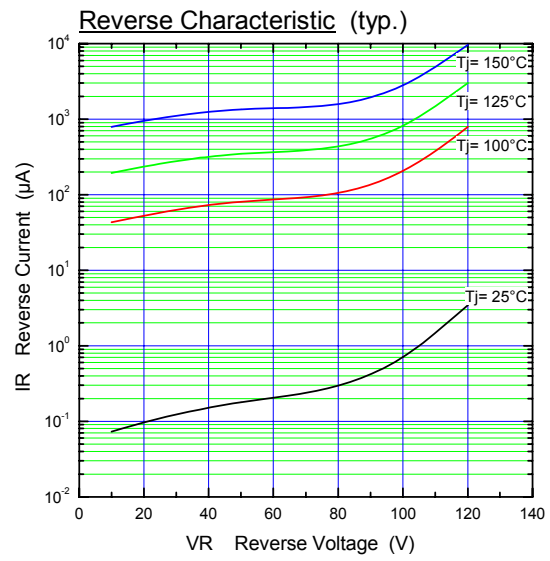
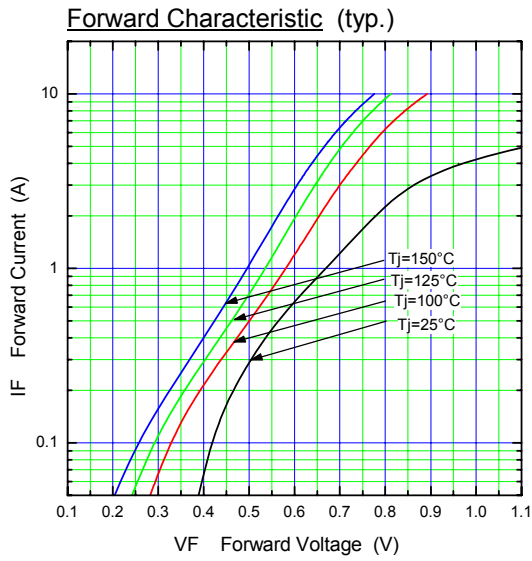
- Mechanical characteristics

Approximate mass	0.3	g
------------------	-----	---

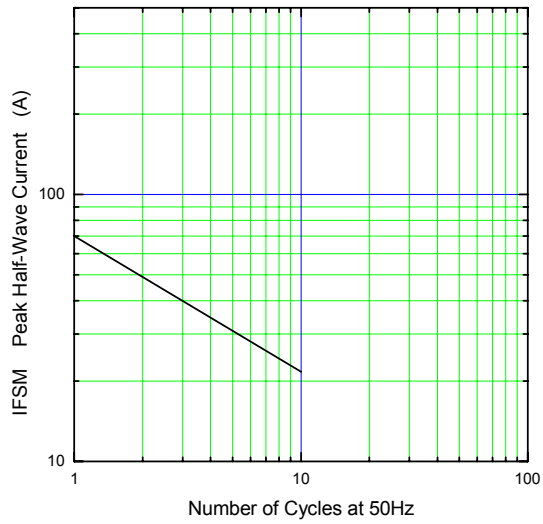
### Marking



Characteristics



Surge Capability (max.)



Transient Thermal Impedance (max.)

