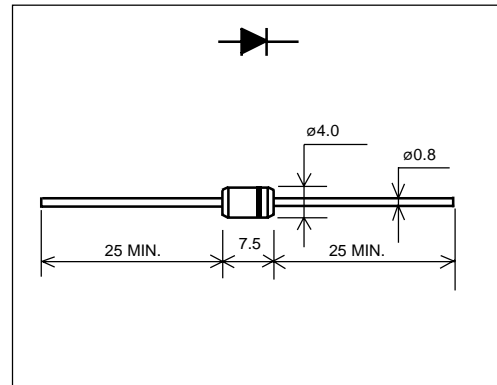


ERB84-009 (2A)

(90V / 2A)

SCHOTTKY BARRIER DIODE

Outline drawings, mm



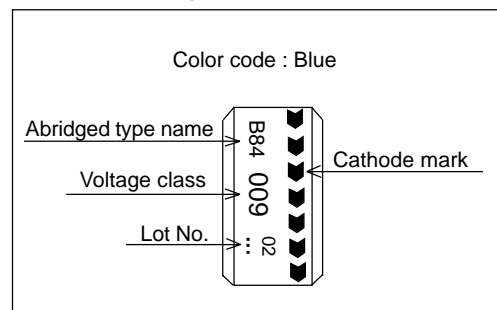
Features

- Low V_F
- Super high speed switching
- High reliability by planer design

Applications

- High speed switching

Marking



Maximum ratings and characteristics

- Absolute maximum ratings

Item	Symbol	Conditions	Rating	Unit
Repetitive peak reverse voltage	V_{RRM}		90	V
Average forward current	$I_{F(AV)}$	Square wave, duty=1/2 $T_a=25^\circ\text{C}$	2.0*	A
Surge current	I_{FSM}	Sine wave 10ms	60	A
Operating junction temperature	T_j		-40 to +150	$^\circ\text{C}$
Storage temperature	T_{stg}		-40 to +150	$^\circ\text{C}$

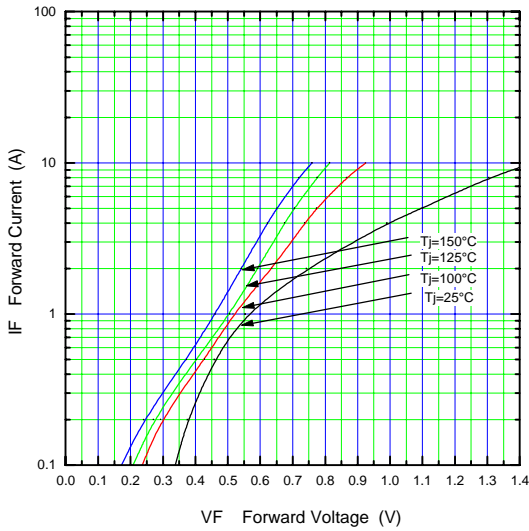
* With cooling Cu fin both lead (1t x 20 x 20mm)

- Electrical characteristics ($T_a=25^\circ\text{C}$ Unless otherwise specified)

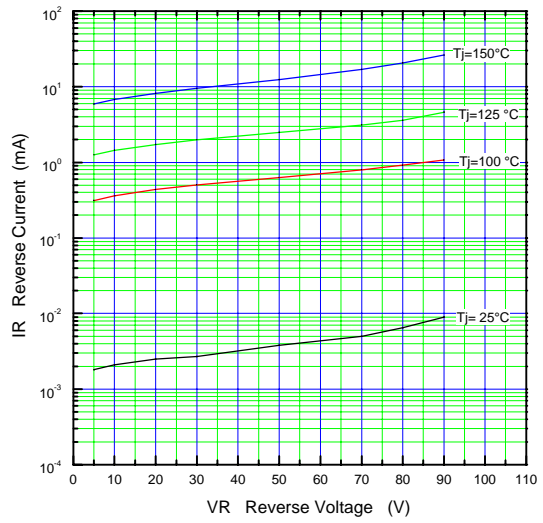
Item	Symbol	Conditions	Max.	Unit
Forward voltage drop	V_{FM}	$I_{FM}=2.0\text{A}$	0.9	V
Reverse current	I_{RRM}	$V_R=V_{RRM}$	2.0	mA

Characteristics

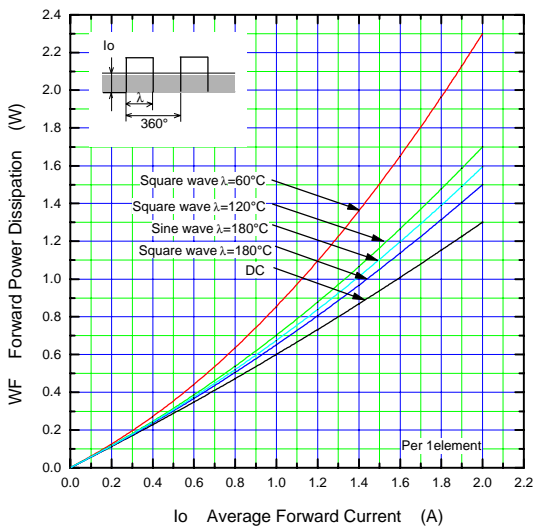
Forward Characteristic (typ.)



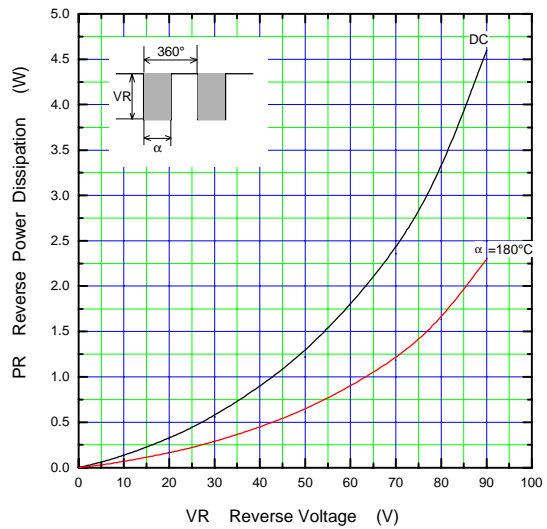
Reverse Characteristic (typ.)



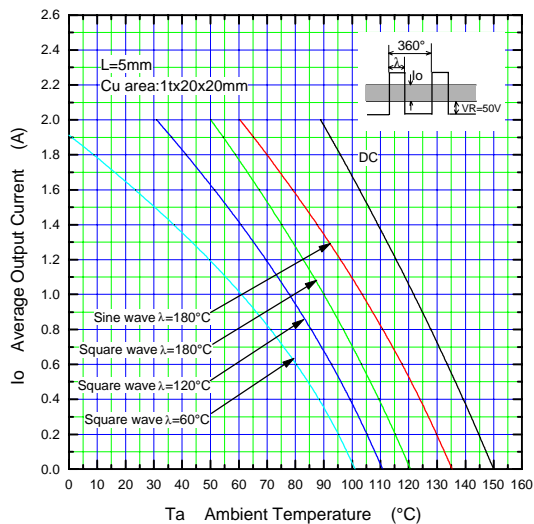
Forward Power Dissipation



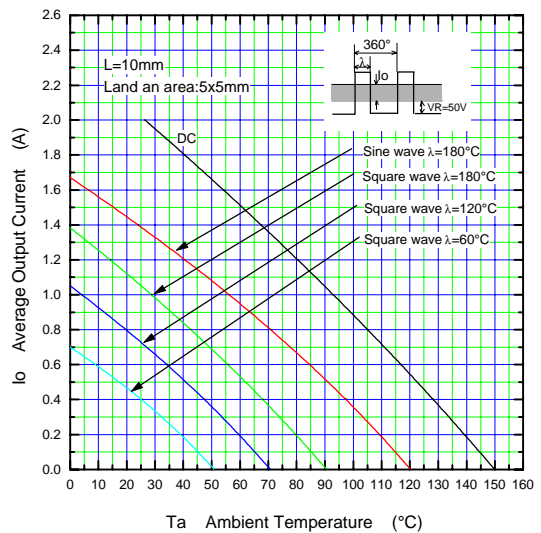
Reverse Power Dissipation



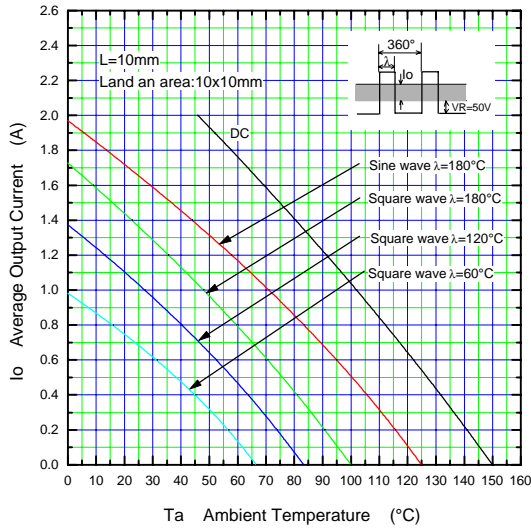
Current Derating (Io-Ta)



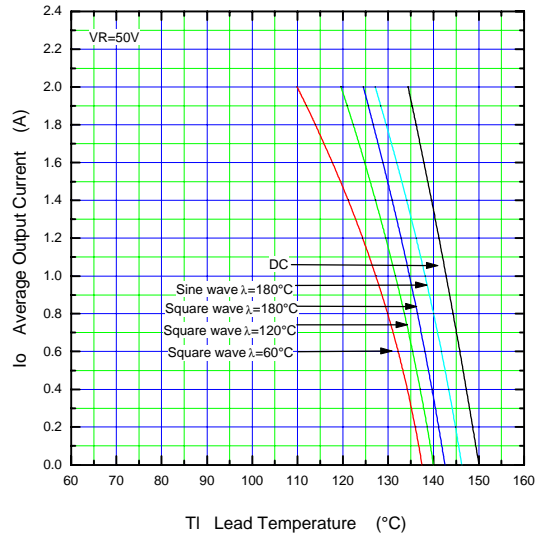
Current Derating (Io-Ta)



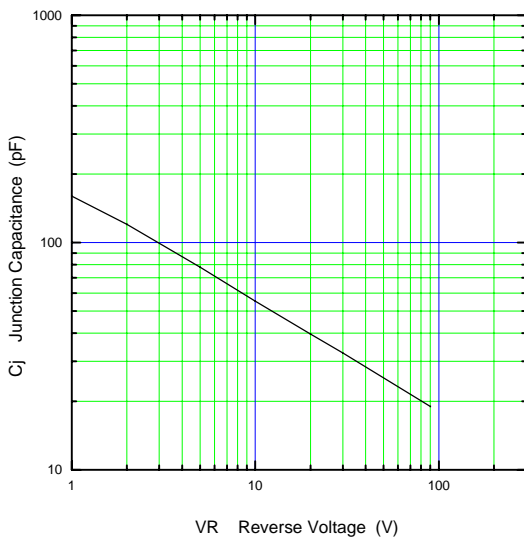
Current Derating (Io-Ta)



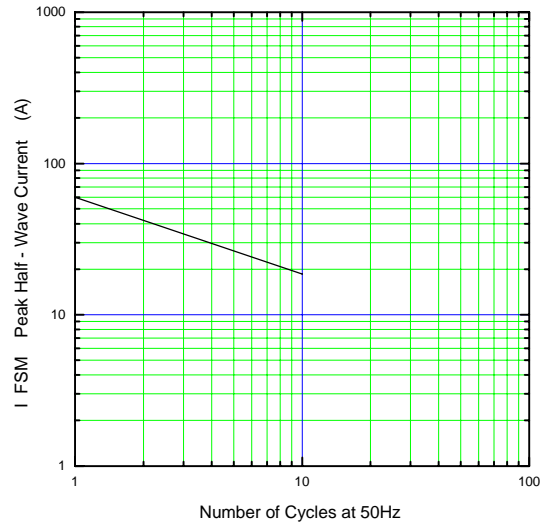
Current Derating (Io-Tl)



Junction Capacitance Characteristic (typ.)



Surge Capability



Transient Thermal Impedance

