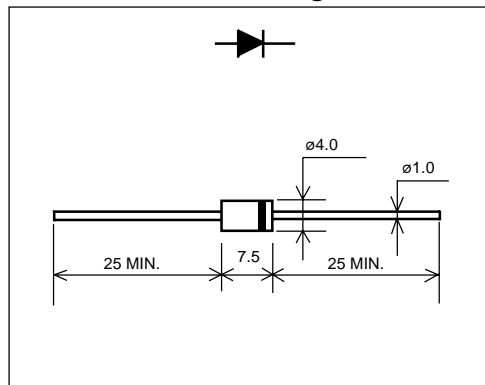


ERB93-02 (1.5A)

(200V / 1.5A)

LOW LOSS SUPER HIGH SPEED RECTIFIER

■ Outline drawings, mm



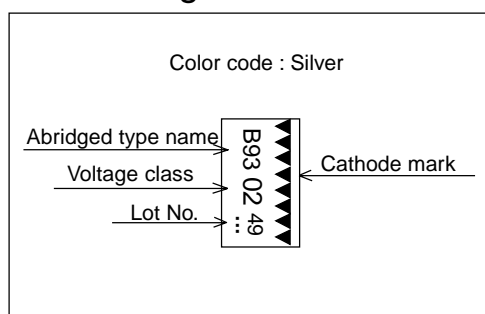
■ Features

- Low V_F
- Super high speed switching
- High reliability by planer design

■ Applications

- High speed switching

■ Marking



■ Maximum ratings and characteristics

- Absolute maximum ratings

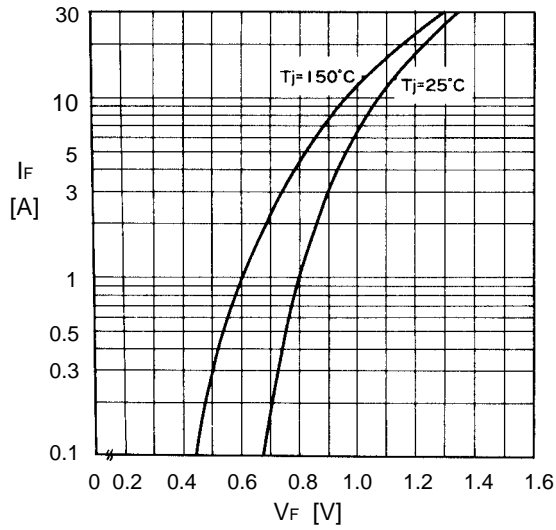
Item	Symbol	Conditions	Rating	Unit
Repetitive peak reverse voltage	V_{RRM}		200	V
Average forward current	$I_{F(AV)}$	duty=1/2, $T_a=40^\circ\text{C}$ Square wave	1.5	A
Surge current	I_{FSM}	Sine wave 10ms $T_j=150^\circ\text{C}$	25	A
Operating junction temperature	T_j		-40 to +150	$^\circ\text{C}$
Storage temperature	T_{stg}		-40 to +150	$^\circ\text{C}$

- Electrical characteristics ($T_a=25^\circ\text{C}$ Unless otherwise specified)

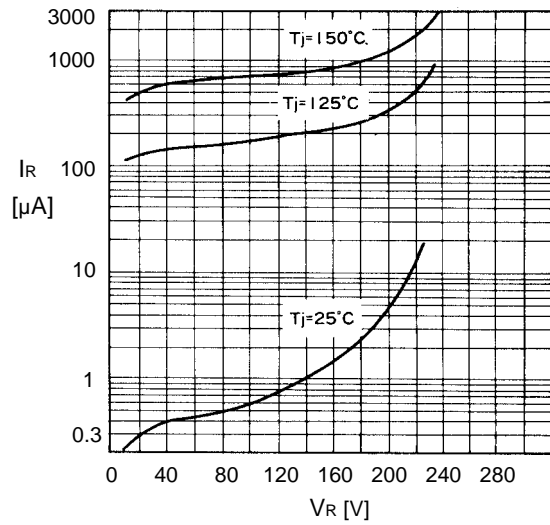
Item	Symbol	Conditions	Max.	Unit
Forward voltage drop	V_{FM}	$I_{FM}=1.5\text{A}$	0.95	V
Reverse current	I_{RRM}	$V_R=V_{RRM}$	100	μA
Reverse recovery time	t_{rr}	$I_F=0.1\text{A}$, $I_R=0.2\text{A}$, $I_{rec}=0.05\text{A}$	35	ns

■ Characteristics

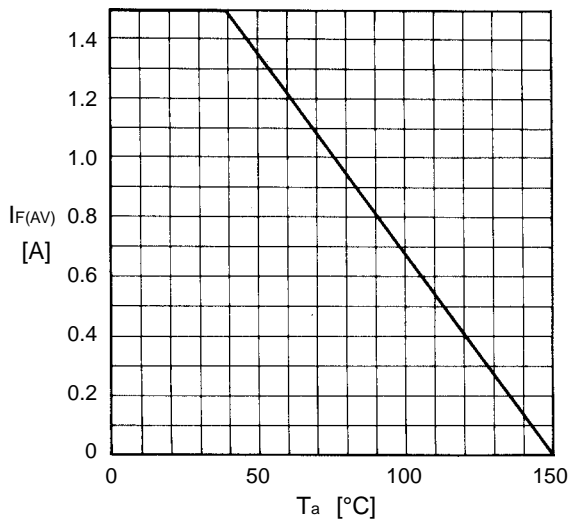
Forward characteristics



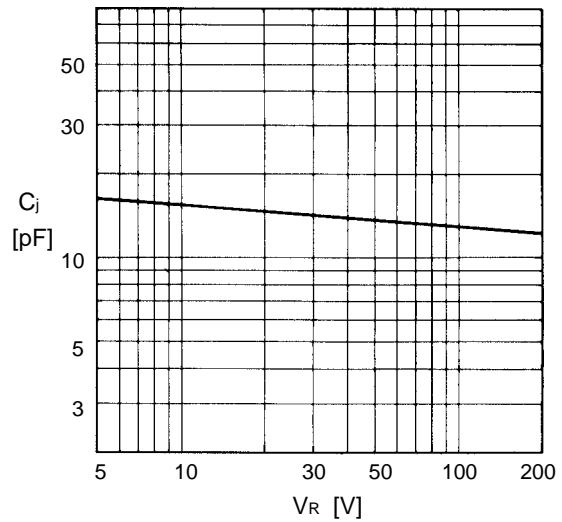
Reverse characteristics



Current derating ($I_{F(AV)}-T_a$)



Junction capacitance characteristics



Surge capability

