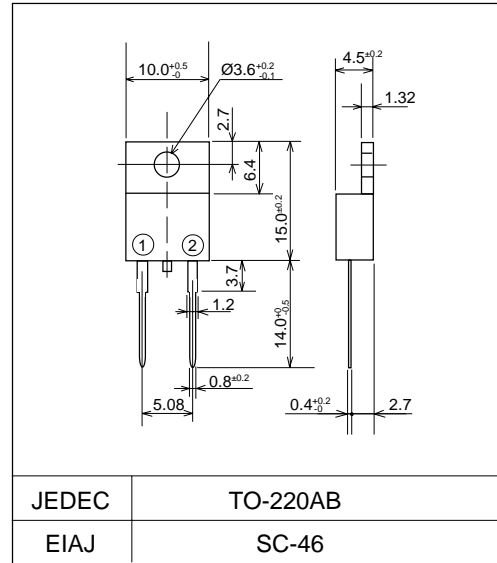


ERC62-004 (10A)

(45V / 10A)

SCHOTTKY BARRIER DIODE

Outline drawings, mm



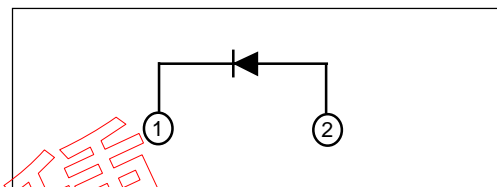
Features

- Low V_F
- Super high speed switching
- High reliability by planer design

Applications

- High speed power switching

Connection diagram



Maximum ratings and characteristics

- Absolute maximum ratings

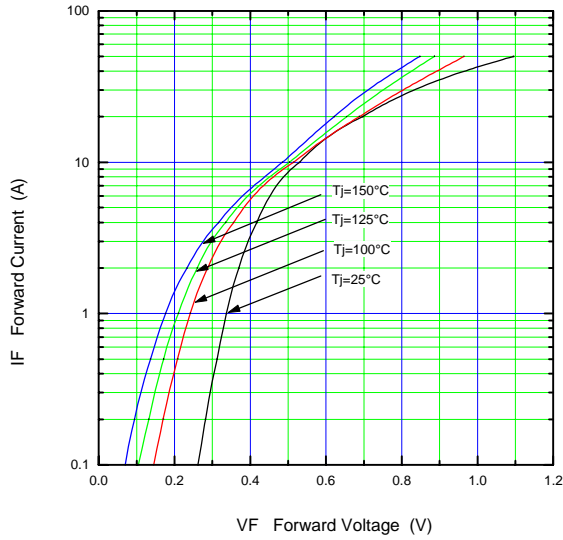
Item	Symbol	Conditions	Rating	Unit
Repetitive peak reverse voltage	V_{RRM}		45	V
Average output current	I_o	Square wave, duty=1/2 $T_c=130^{\circ}\text{C}$	10	A
Surge current	I_{FSM}	Sine wave 10ms	250	A
Operating junction temperature	T_j		-40 to +150	$^{\circ}\text{C}$
Storage temperature	T_{stg}		-40 to +150	$^{\circ}\text{C}$

- Electrical characteristics ($T_a=25^{\circ}\text{C}$ Unless otherwise specified)

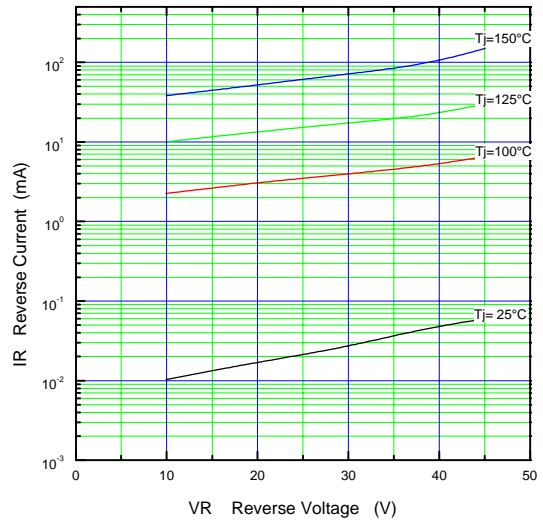
Item	Symbol	Conditions	Max.	Unit
Forward voltage drop	V_{FM}	$I_{FM}=10\text{A}$	0.6	V
Reverse current	I_{RRM}	$V_R=V_{RRM}$	2.0	mA
Thermal resistance	$R_{th(j-c)}$	Junction to case	2.0	$^{\circ}\text{C}/\text{W}$

Characteristics

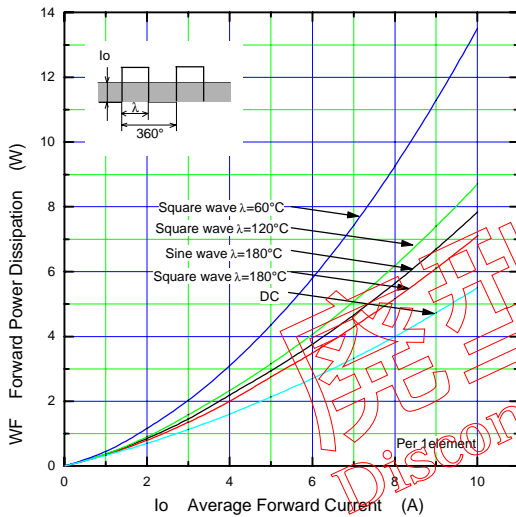
Forward Characteristic (typ.)



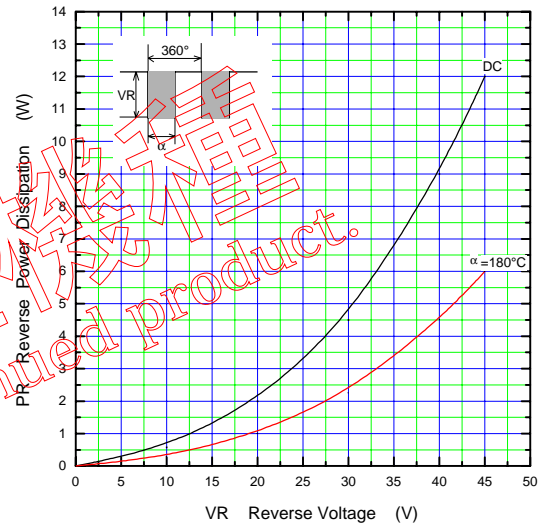
Reverse Characteristic (typ.)



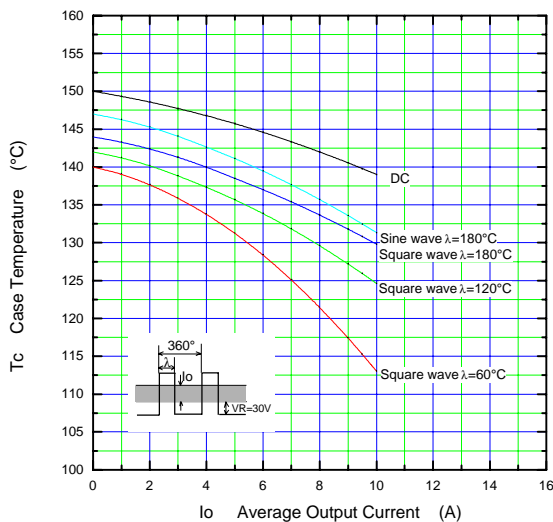
Forward Power Dissipation



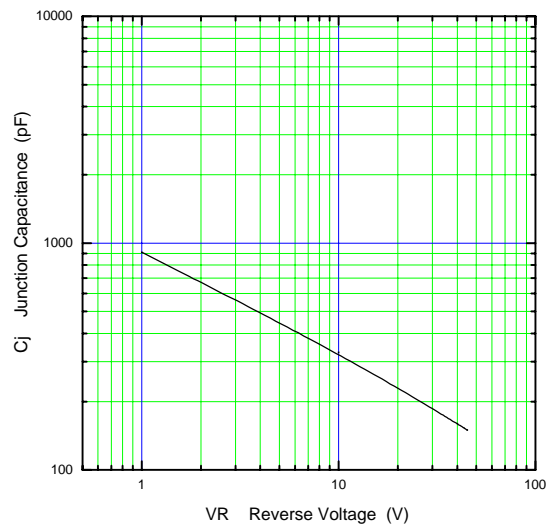
Reverse Power Dissipation



Current Derating (Io-Tc)

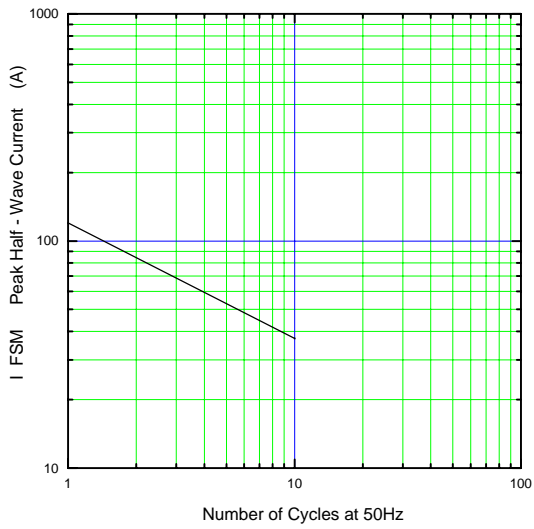


Junction Capacitance Characteristic (typ.)



λ : Conduction angle of forward current for each rectifier element
I_o: Output current of center-tap full wave connection

Surge Capability



Transient Thermal Impedance

