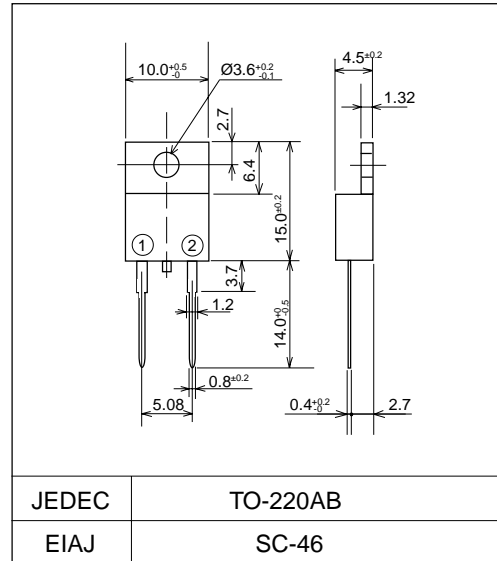


ERC90-02 (5A)

(200V / 5A)

LOW LOSS SUPER HIGH SPEED RECTIFIER

Outline drawings, mm



Features

- Low VF
- Super high speed switching
- High reliability by planer design

Applications

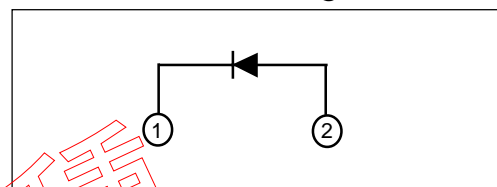
- High speed power switching

Maximum ratings and characteristics

- Absolute maximum ratings

Item	Symbol	Conditions	Rating	Unit
Repetitive peak reverse voltage	V_{RRM}		200	V
Average output current	I_o	duty=1/2 $T_c=125^{\circ}\text{C}$ Square wave	5	A
Surge current	I_{FSM}	Sine wave 10ms	50	A
Operating junction temperature	T_j		-40 to +150	$^{\circ}\text{C}$
Storage temperature	T_{stg}		-40 to +150	$^{\circ}\text{C}$

Connection diagram

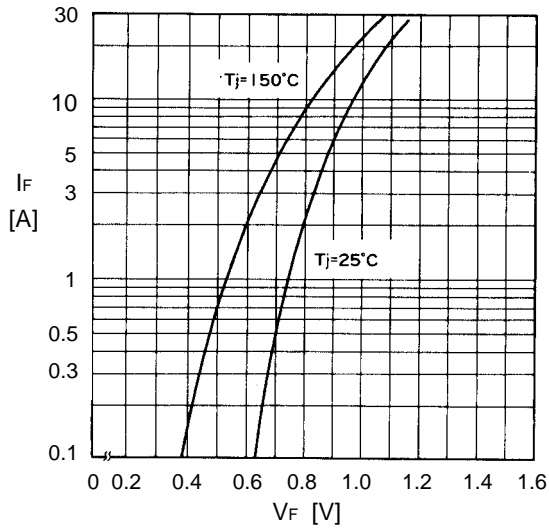


- Electrical characteristics ($T_a=25^{\circ}\text{C}$ Unless otherwise specified)

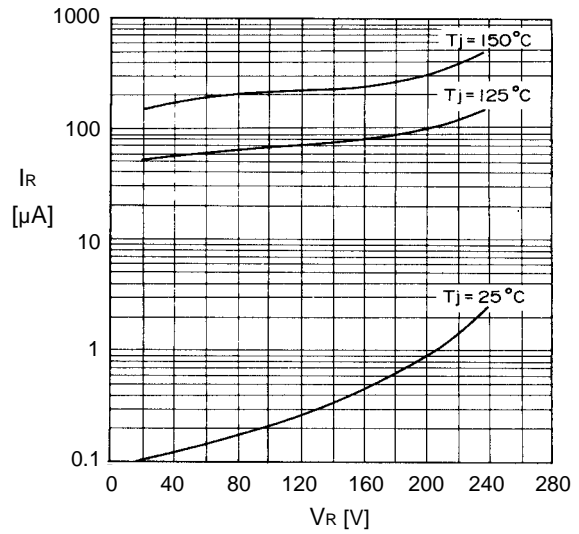
Item	Symbol	Conditions	Max.	Unit
Forward voltage drop	V_{FM}	$I_{FM}=5\text{A}$	0.95	V
Reverse current	I_{RRM}	$V_R=V_{RRM}$	100	μA
Reverse recovery time	t_{rr}	$I_F=0.1\text{A}$, $I_R=0.2\text{A}$, $I_{rec}=0.05\text{A}$	35	ns
Thermal resistance	$R_{th(j-c)}$	Junction to case	3.0	$^{\circ}\text{C}/\text{W}$

■ Characteristics

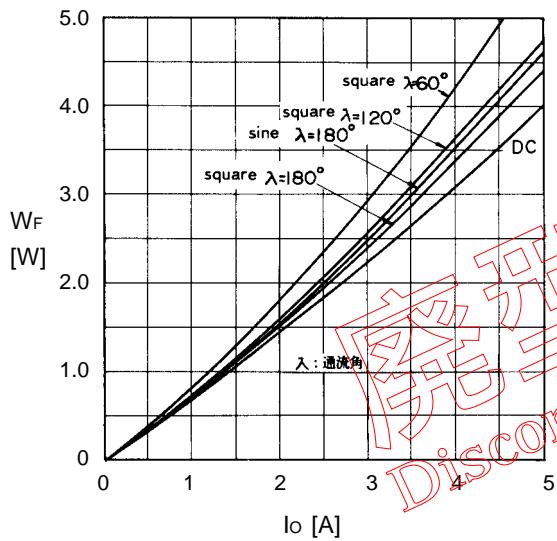
Forward characteristics



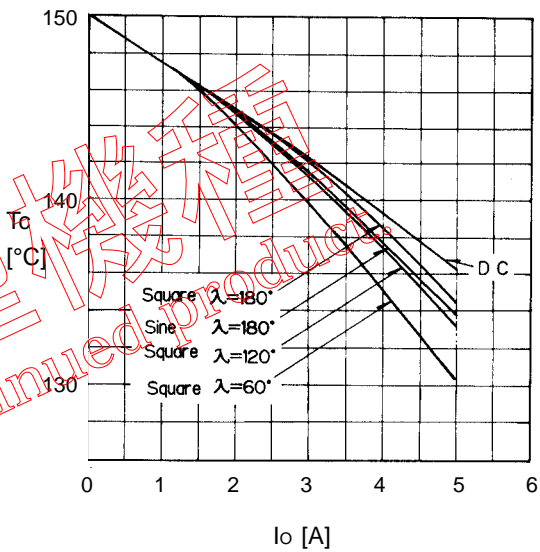
Reverse characteristics



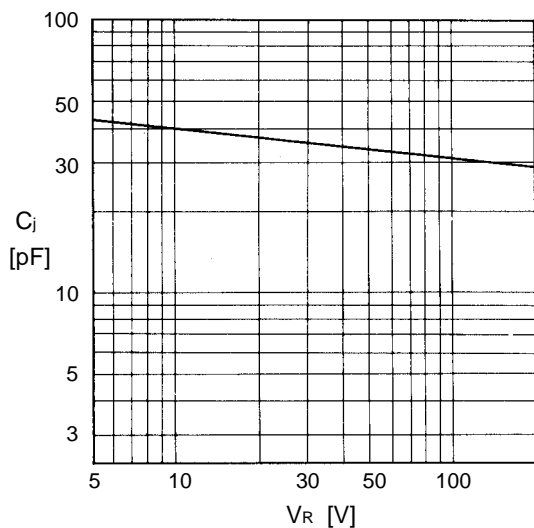
Forward power dissipation



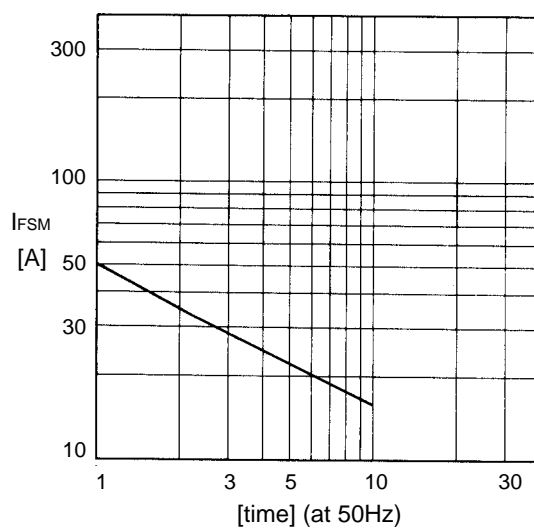
Average forward current-case temperature

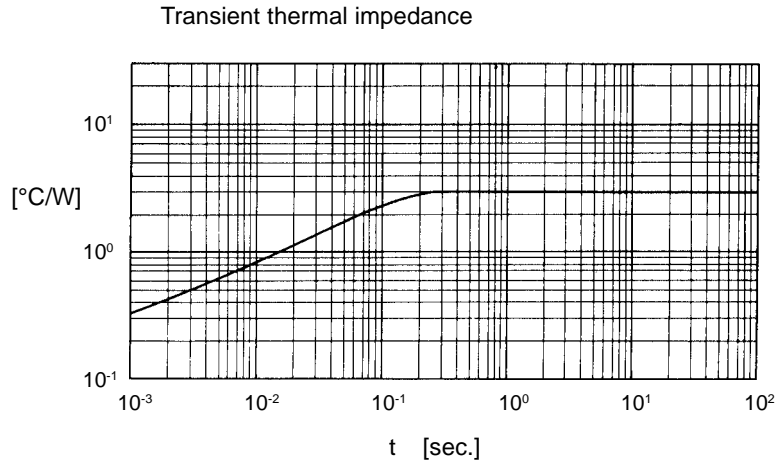


Junction capacitance characteristics



Surge capability





廢型機種
Discontinued product.