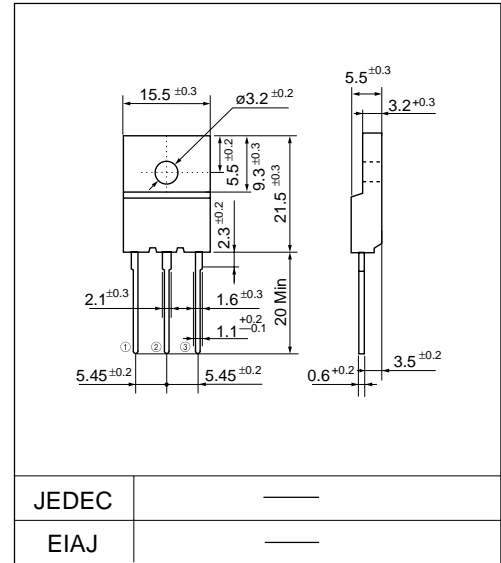


ESAC83M-006R (20A)

(60V / 20A)

SCHOTTKY BARRIER DIODE

Outline drawings, mm



Features

- Insulated package by fully molding
- Low V_F
- Super high speed switching
- High reliability by planer design

Applications

- High speed power switching

Maximum ratings and characteristics

- Absolute maximum ratings

Item	Symbol	Conditions	Rating	Unit
Repetitive peak reverse voltage	V_{RRM}		60	V
Non-repetitive peak reverse voltage	V_{RSM}	$t_w=500ns$, duty=1/40	60	V
Isolating voltage	V_{iso}	Terminals-to-case, AC. 1 min.	1500	V
Average output current	I_o	Square wave, duty=1/2 $T_c=108^\circ C$	20*	A
Surge current	I_{FSM}	Sine wave 10ms	120	A
Operating junction temperature	T_j		-40 to +150	$^\circ C$
Storage temperature	T_{stg}		-40 to +150	$^\circ C$

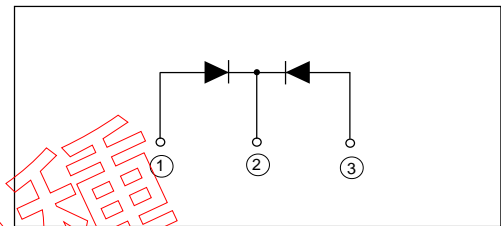
* Average forward current of centertap full wave connection

- Electrical characteristics ($T_a=25^\circ C$ Unless otherwise specified)

Item	Symbol	Conditions	Max.	Unit
Forward voltage drop	V_{FM}	$I_{FM}=8A$	0.58	V
Reverse current	I_{RRM}	$V_R=V_{RRM}$	15	mA
Thermal resistance	$R_{th(j-c)}$	Junction to case	2.5	$^\circ C/W$

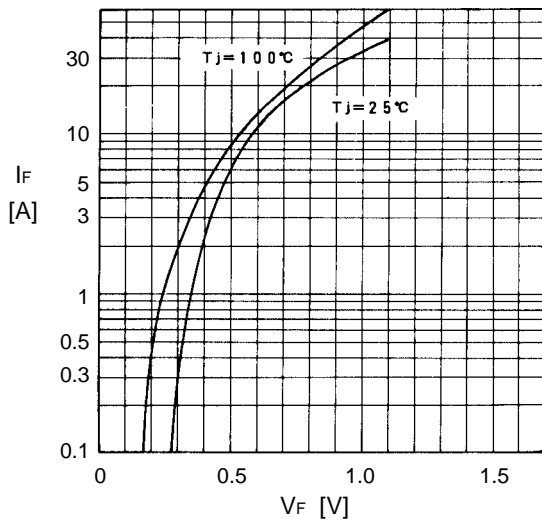
國利機電
 Discontinued product.

Connection diagram

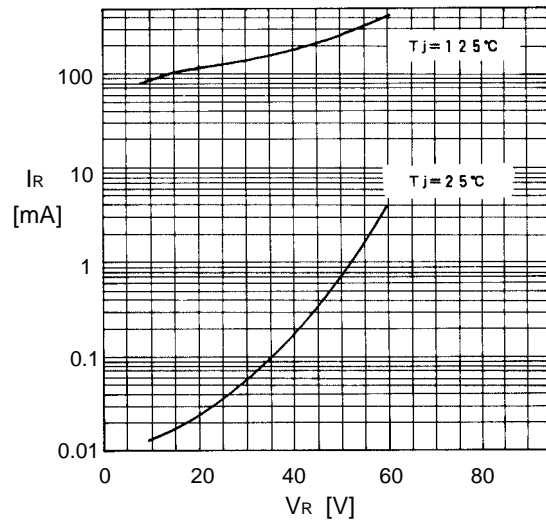


■ Characteristics

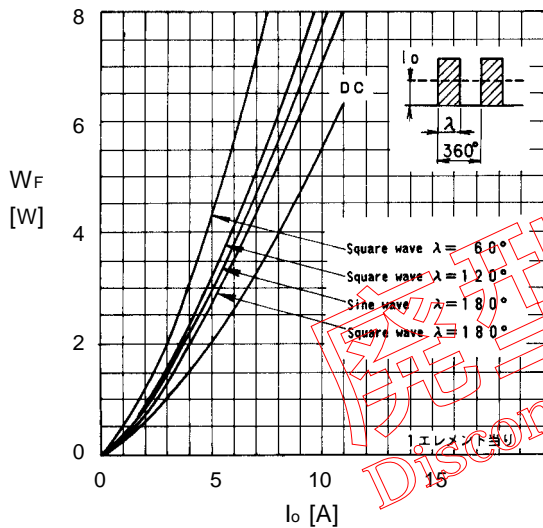
Forward characteristics



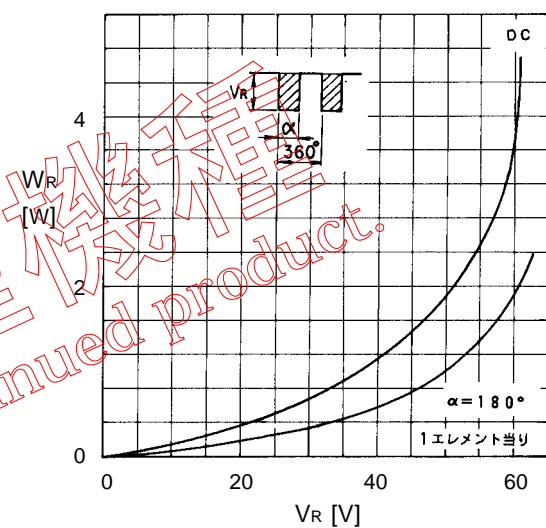
Reverse characteristics



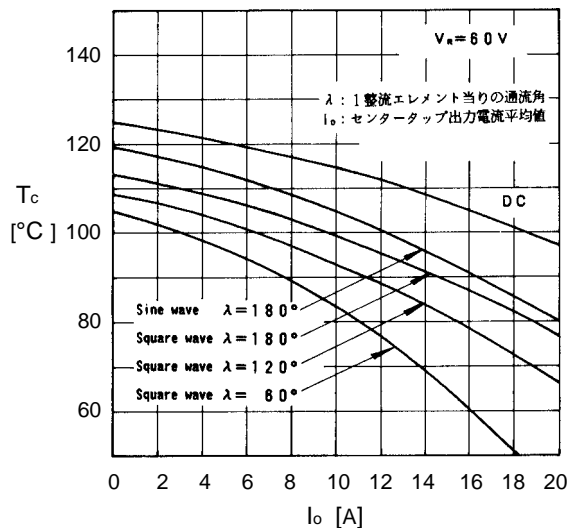
Forward power dissipation



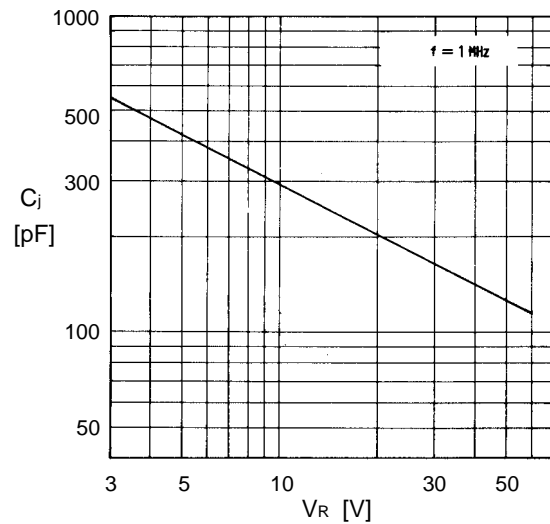
Reverse power dissipation

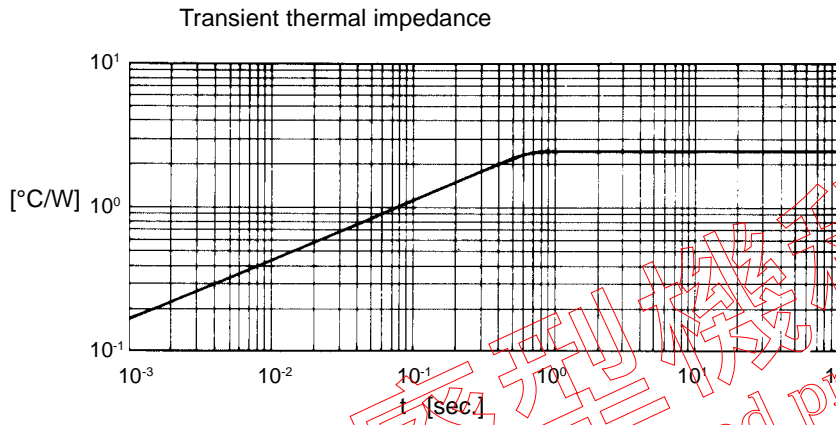
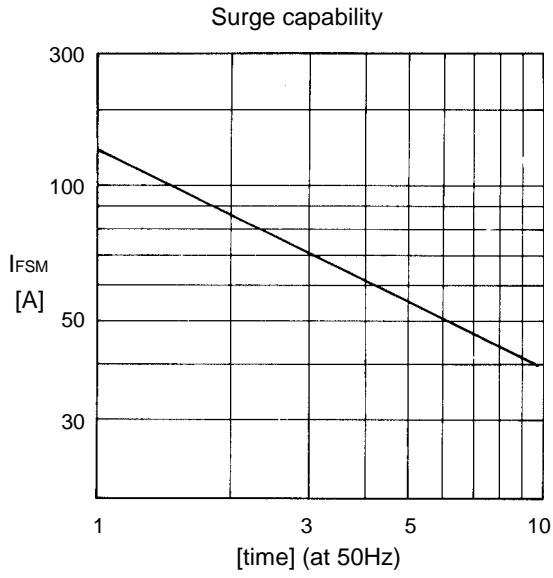


Output current-case temperature



Junction capacitance characteristics





廢型 封裝
Discontinued product.