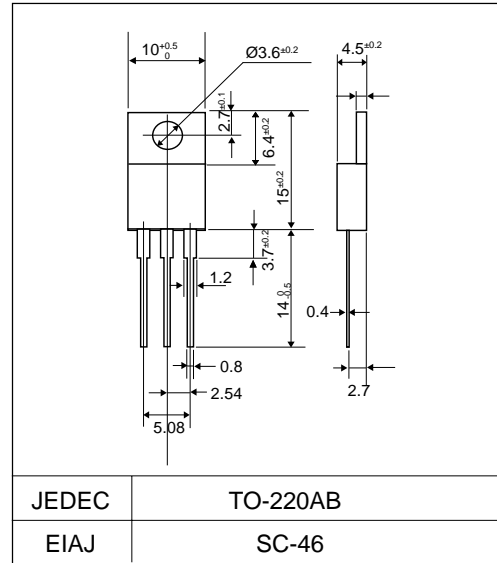


ESAC85-009 (10A)

(90V / 10A)

SCHOTTKY BARRIER DIODE

Outline drawings, mm



Features

- Low V_F
- Super high speed switching
- High reliability by planer design

Applications

- High speed power switching

Maximum ratings and characteristics

- Absolute maximum ratings

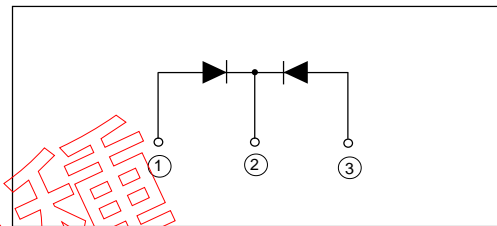
Item	Symbol	Conditions	Rating	Unit
Repetitive peak reverse voltage	V_{RRM}		90	V
Non-repetitive peak reverse voltage	V_{RSM}	$t_w=500ns$, duty=1/40	100	V
Average output current	I_o	Square wave, duty=1/2 $T_c=109^\circ C$	10*	A
Surge current	I_{FSM}	Sine wave 10ms	80	A
Operating junction temperature	T_j		-40 to +150	$^\circ C$
Storage temperature	T_{stg}		-40 to +150	$^\circ C$

* Average forward current of centertap full wave connection

- Electrical characteristics ($T_a=25^\circ C$ Unless otherwise specified)

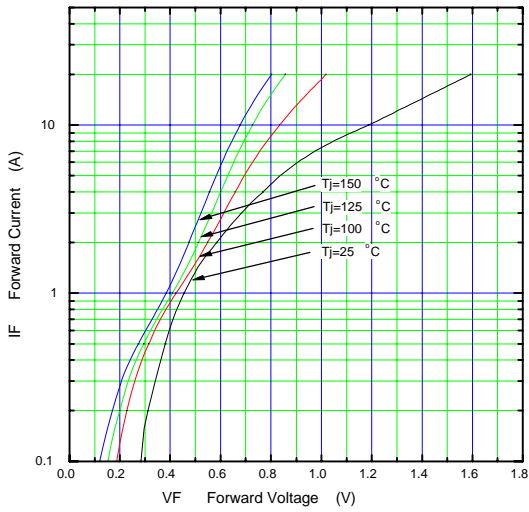
Item	Symbol	Conditions	Max.	Unit
Forward voltage drop	V_{FM}	$I_{FM}=4.0A$	0.9	V
Reverse current	I_{RRM}	$V_R=V_{RRM}$	5.0	mA
Thermal resistance	$R_{th(j-c)}$	Junction to case	3.0	$^\circ C/W$

Connection diagram

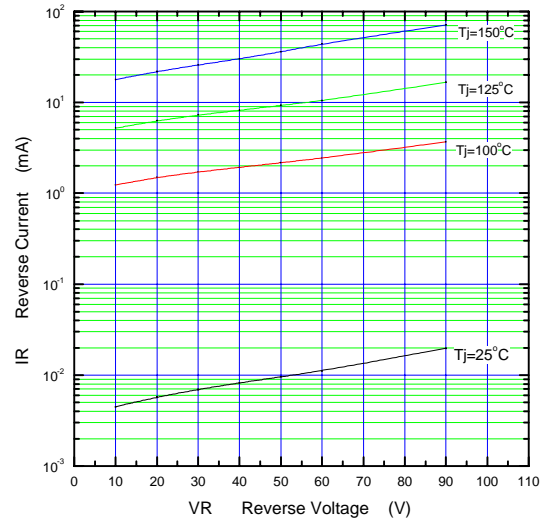


Characteristics

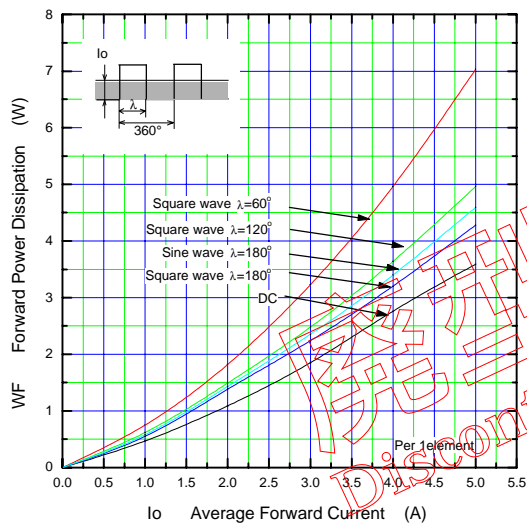
Forward Characteristic (typ.)



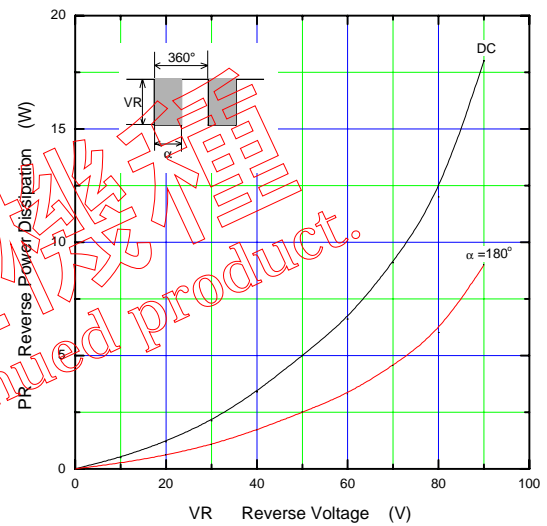
Reverse Characteristic (typ.)



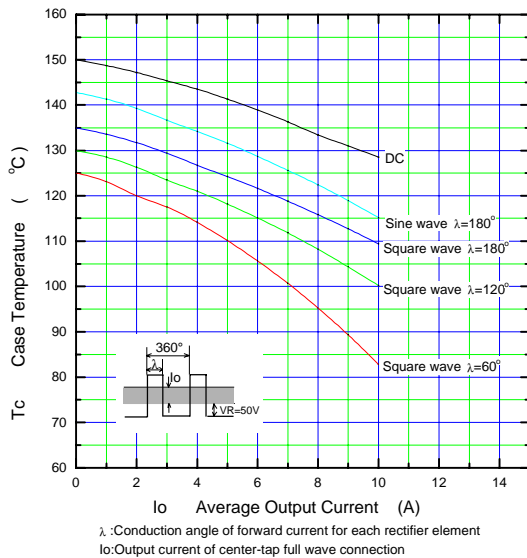
Forward Power Dissipation



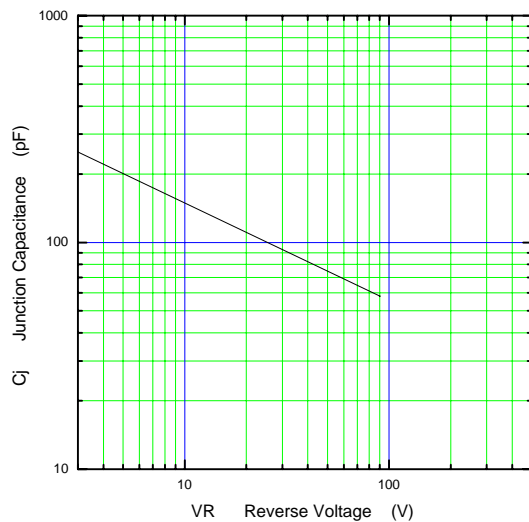
Reverse Power Dissipation

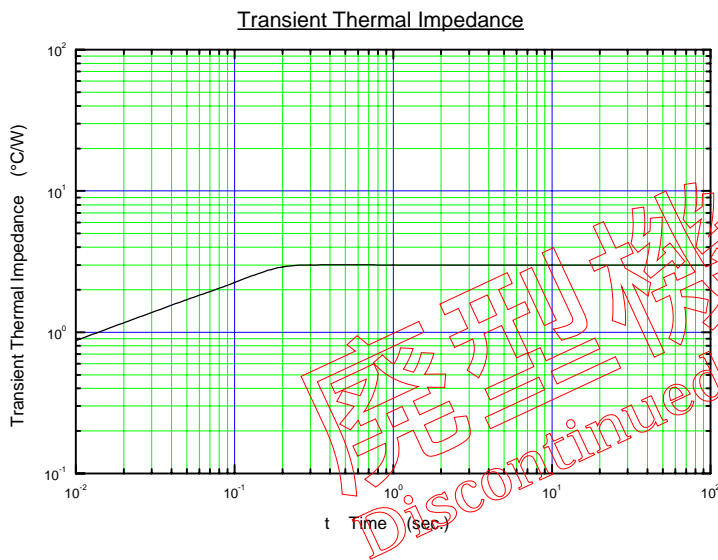
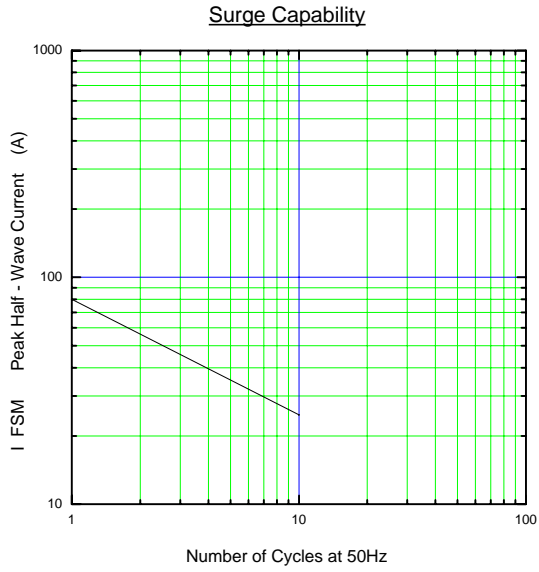


Current Derating (Io-Tc)



Junction Capacitance Characteristic (typ.)





廢刊機種
Discontinued product.