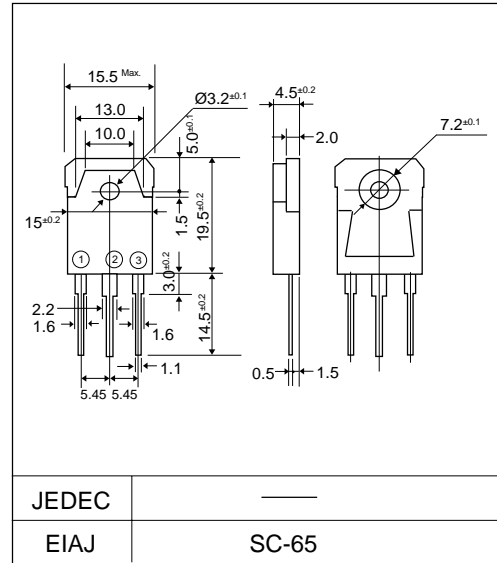


# ESAD83-006 (30A)

(60V / 30A)

## SCHOTTKY BARRIER DIODE

### Outline drawings, mm



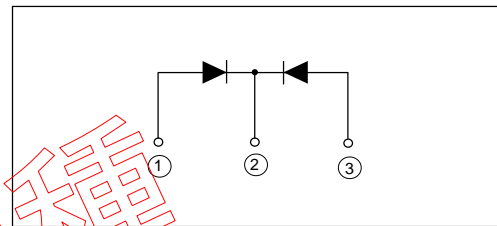
### Features

- Low  $V_F$
- Super high speed switching
- High reliability by planer design

### Applications

- High speed power switching

### Connection diagram



### Maximum ratings and characteristics

- Absolute maximum ratings

Item	Symbol	Conditions	Ratings	Unit
Repetitive peak reverse voltage	$V_{RRM}$		60	V
Non-repetitive peak reverse voltage	$V_{RSM}$	$t_w=500ns$ , duty=1/40	60	V
Average output current	$I_o$	Square wave, duty=1/2 $T_c=119^\circ C$	30*	A
Suege current	$I_{FSM}$	Sine wave 10ms	200	A
Operating junction temperature	$T_j$		-40 to +150	$^\circ C$
Storage temperature	$T_{stg}$		-40 to +150	$^\circ C$

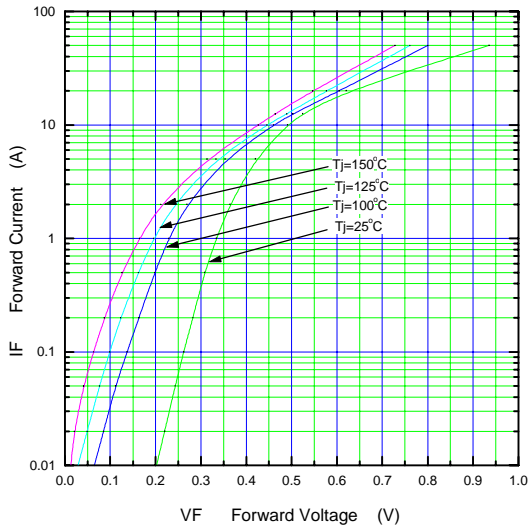
\* Average forward current of centertap full wave connection

- Electrical characteristics ( $T_a=25^\circ C$  Unless otherwise specified)

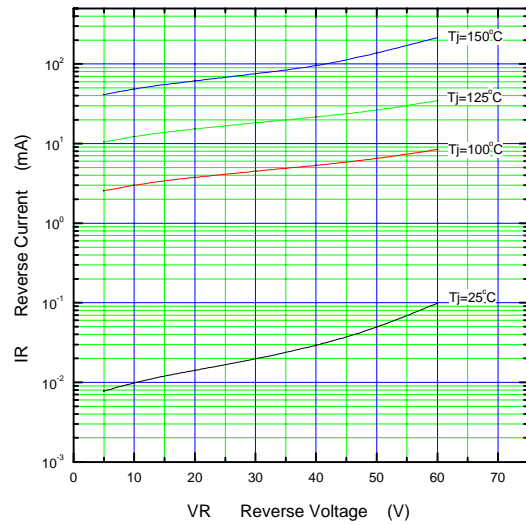
Item	Symbol	Conditions	Max.	Unit
Forward voltage drop	$V_{FM}$	$I_{FM}=12.5A$	0.58	V
Reverse current	$I_{RRM}$	$V_R=V_{RRM}$	20	mA
Thermal resistance	$R_{th(j-c)}$	Junction to case	1.2	$^\circ C/W$

Characteristics

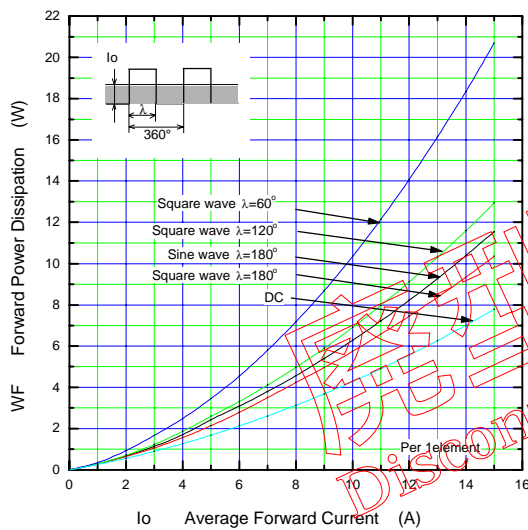
Forward Characteristic (typ.)



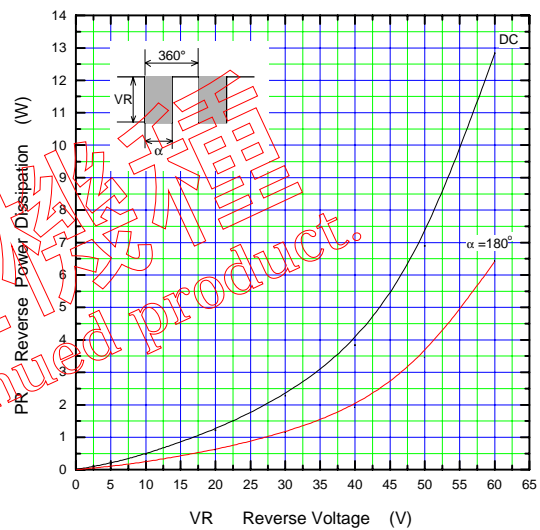
Reverse Characteristic (typ.)



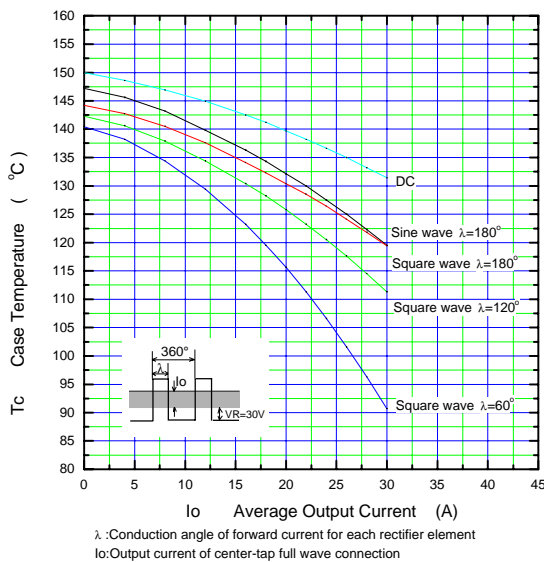
Forward Power Dissipation



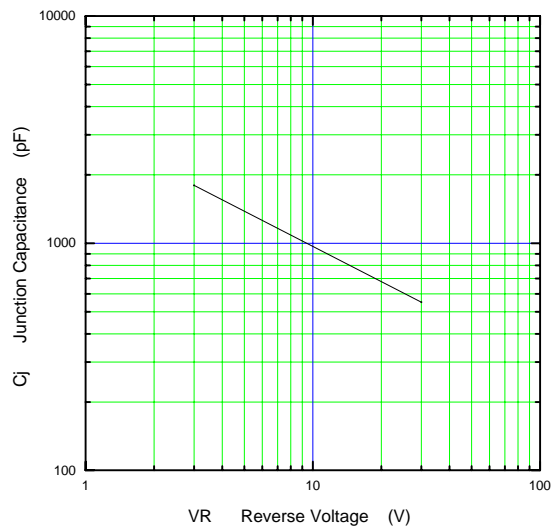
Reverse Power Dissipation

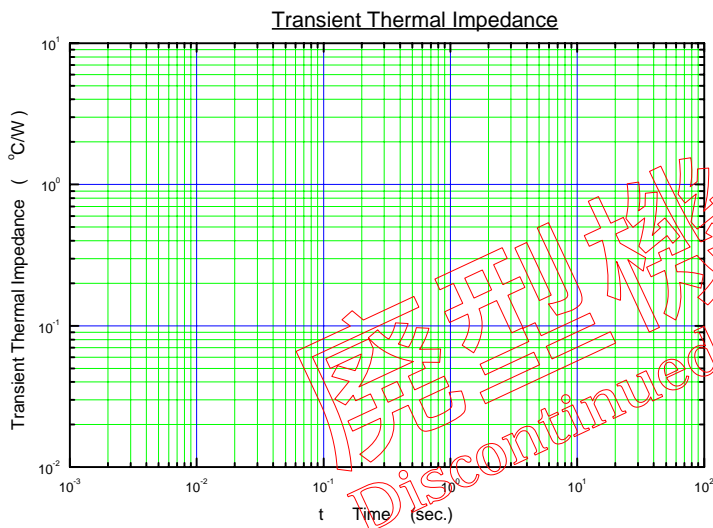
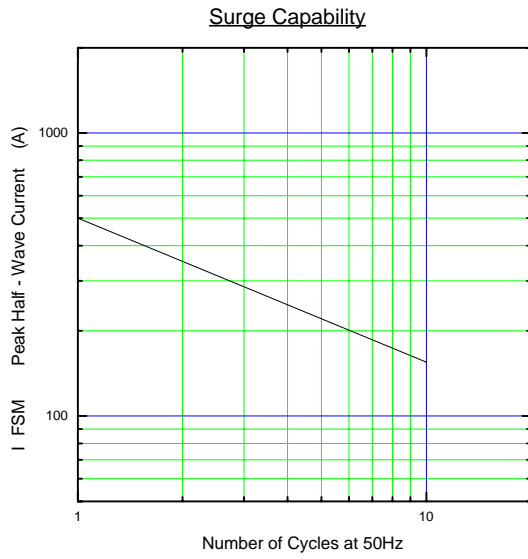


Current Derating (I<sub>o</sub>-T<sub>c</sub>)



Junction Capacitance Characteristic (typ.)





廢刊機種  
Discontinued product.