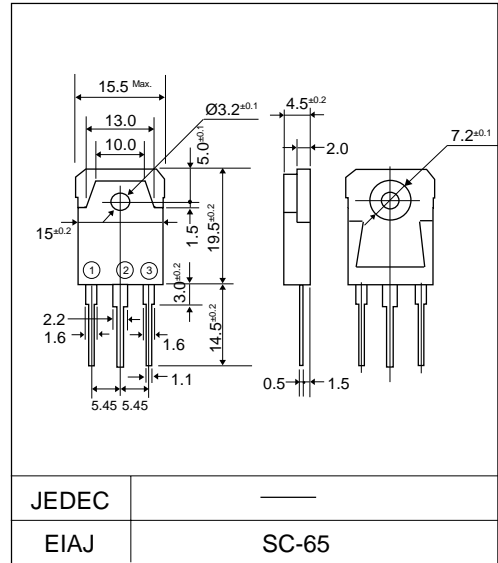


ESAD85-009 (25A)

(90V / 25A)

SCHOTTKY BARRIER DIODE

Outline drawings, mm



Features

- Low V_F
- Super high speed switching
- High reliability by planer design

Applications

- High speed power switching

Maximum ratings and characteristics

- Absolute maximum ratings

Item	Symbol	Conditions	Ratings	Unit
Repetitive peak reverse voltage	V_{RRM}		90	V
Non-repetitive peak reverse voltage	V_{RSM}	$t_w=500\text{ns}$, duty=1/40	100	V
Average output current	I_o	Square wave, duty=1/2 $T_c=90^\circ\text{C}$	25*	A
Suege current	I_{FSM}	Sine wave 10ms	150	A
Operating junction temperature	T_j		-40 to +150	$^\circ\text{C}$
Storage temperature	T_{stg}		-40 to +150	$^\circ\text{C}$

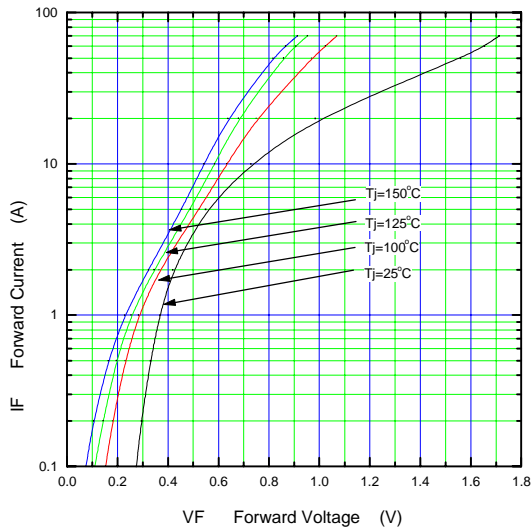
* Average forward current of centertap full wave connection

- Electrical characteristics ($T_a=25^\circ\text{C}$ Unless otherwise specified)

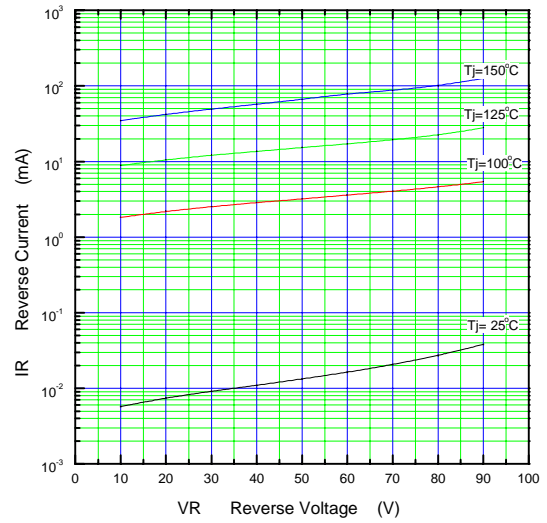
Item	Symbol	Conditions	Max.	Unit
Forward voltage drop	V_{FM}	$I_{FM}=10\text{A}$	0.9	V
Reverse current	I_{RRM}	$V_R=V_{RRM}$	20	mA
Thermal resistance	$R_{th(j-c)}$	Junction to case	1.2	$^\circ\text{C/W}$

Characteristics

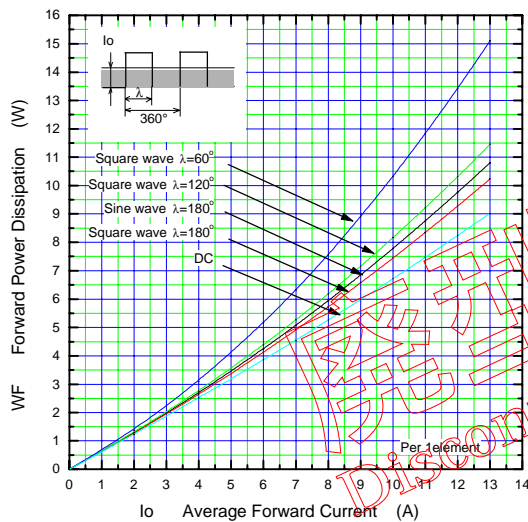
Forward Characteristic (typ.)



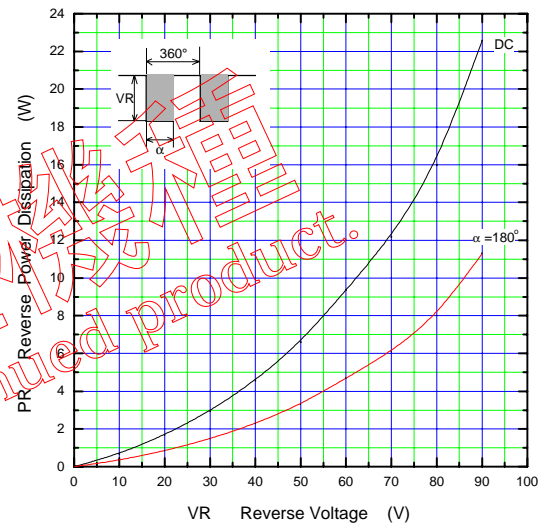
Reverse Characteristic (typ.)



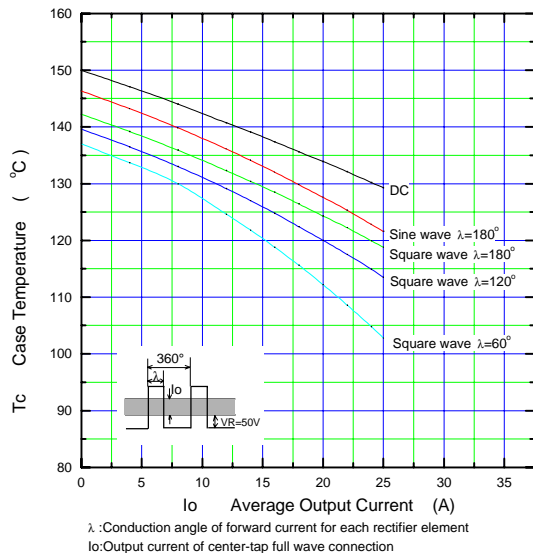
Forward Power Dissipation



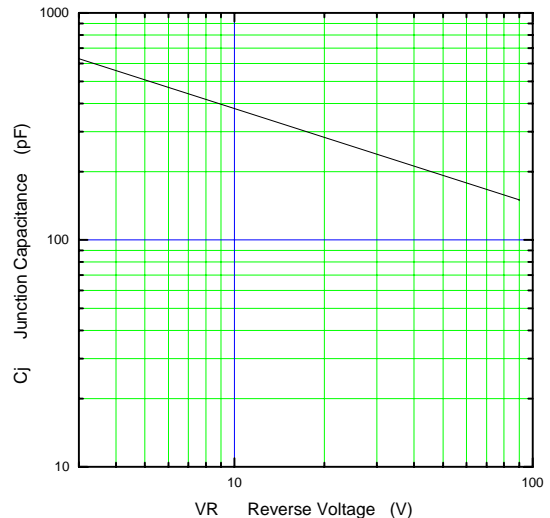
Reverse Power Dissipation



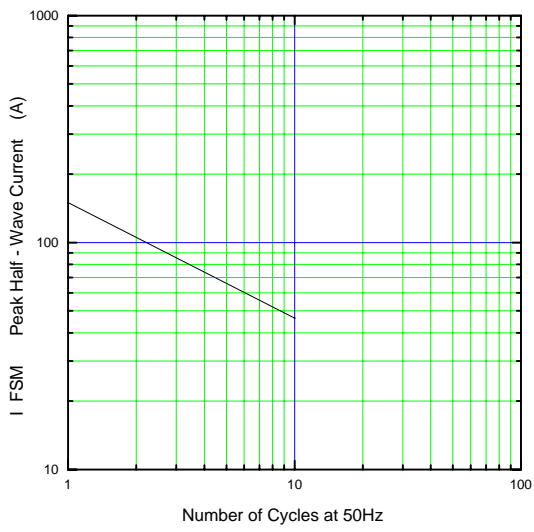
Current Derating (I_o-T_c)



Junction Capacitance Characteristic (typ.)



Surge Capability



Transient Thermal Impedance

