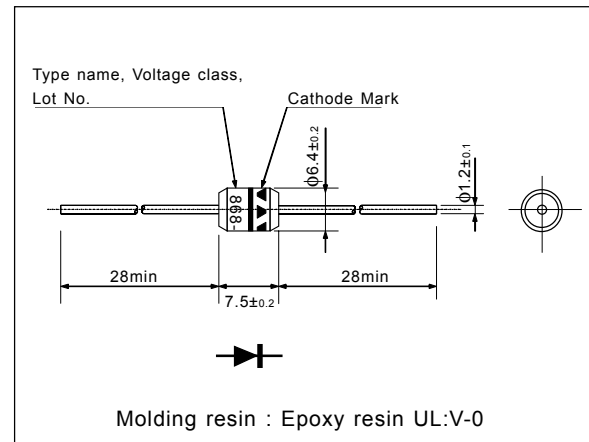


HIGH VOLTAGE SCHOTTKY BARRIER DIODE

Outline drawings, mm



Features

- High voltage
- Low VF
- Super high speed switching
- High reliability by planer design

Applications

- High speed switching

Maximum ratings and characteristics

- Absolute maximum ratings (Tc=25°C Unless otherwise specified)

Item	Symbol	Conditions	Rating	Unit
Repetitive peak reverse voltage	V _{RRM}		120	V
Average forward current	I _{FAV}	Square wave duty=1/2 Tl=106°C	4.0	A
Non-repetitive forward surge current	I _{FSM}	Sine wave 10ms, 1shot	120	A
Operating junction temperature	T _j		150	°C
Storage temperature	T _{stg}		-40 to +150	°C

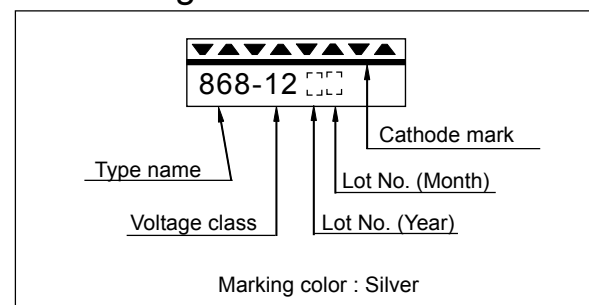
- Electrical characteristics (Tc=25°C Unless otherwise specified)

Item	Symbol	Conditions	Max.	Unit
Forward voltage	V _F	I _{FM} =4.0A	0.88	V
Reverse current	I _R	V _R =V _{RRM}	150	μA

- Mechanical characteristics

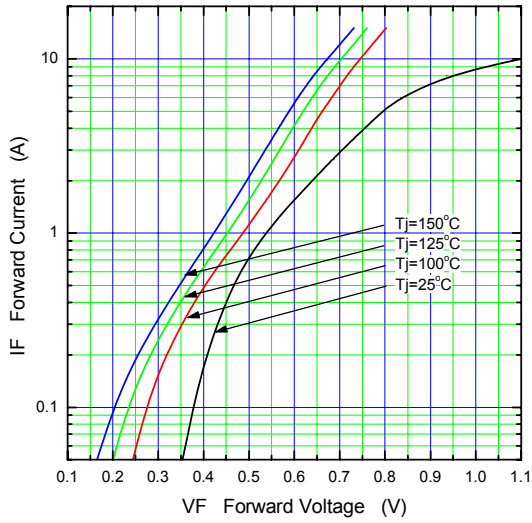
Approximate mass	1.2	g
------------------	-----	---

Marking

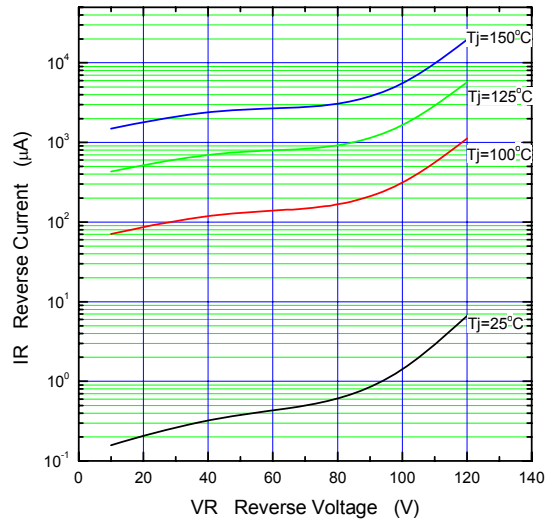


Characteristics

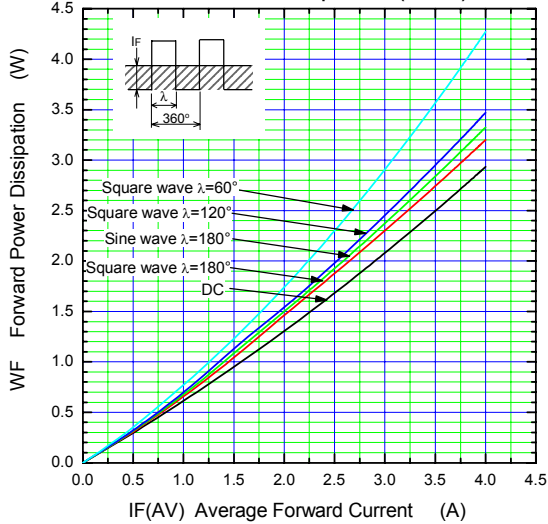
Forward Characteristic (typ.)



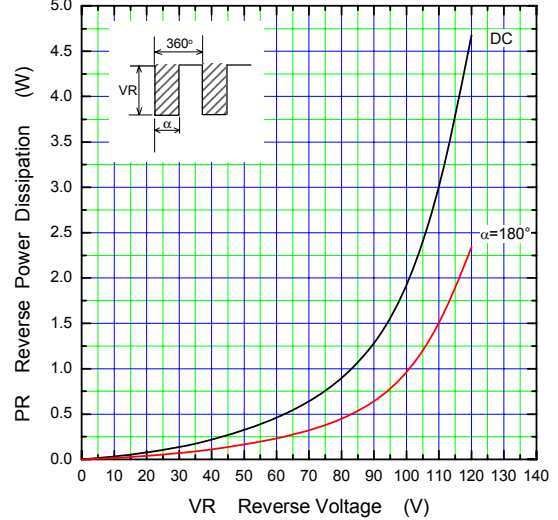
Reverse Characteristic (typ.)



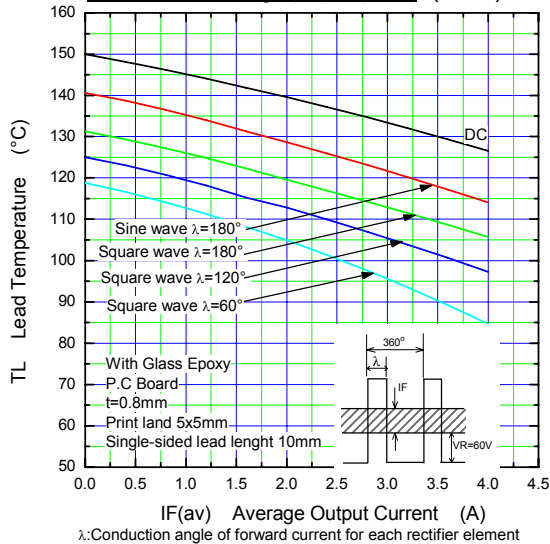
Forward Power Dissipation (max.)



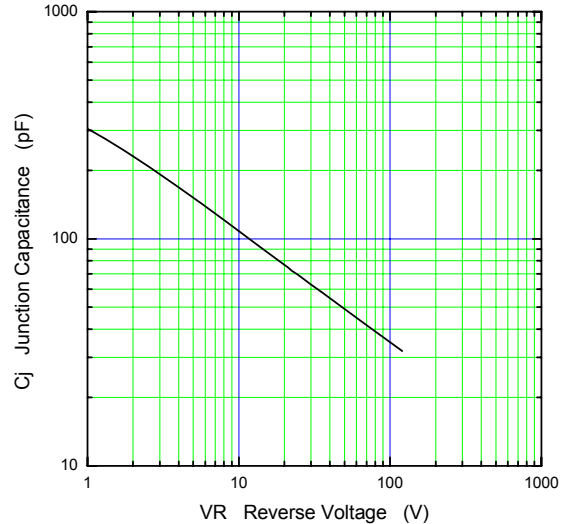
Reverse Power Dissipation (max.)



Current Derating (IF(AV)-TL) (max.)



Junction Capacitance Characteristic (typ.)



λ : Conduction angle of forward current for each rectifier element

