

PA847C04 (40A)

(45V / 40A)

Schottky barrier diode

Major characteristics

Characteristics	PA847C04	Units	Condition
V _{RRM}	45	V	
V _F	0.38	V	T _j =125°C, typ
I _o	40	A	

Features

- Low V_F
- Optimized for 3.3V
- 5V output application
- Center tap connection

Applications

- High frequency operation
- DC-DC converters
- AC adapter

Maximum ratings and characteristics

- Absolute maximum ratings

Item	Symbol	Conditions	Rating	Unit
Repetitive peak surge reverse voltage	V _{RSM}	tw=500ns, duty=1/40	45	V
Repetitive peak reverse voltage	V _{RRM}		45	V
Average output current	I _o	Square wave, duty=1/2 T _c =102°C	40 *	A
Non-repetitive surge current	I _{FSM}	Sine wave 10ms, 1shot	250	A
Operating junction temperature	T _j		+150	°C
Storage temperature	T _{stg}		-40 to +150	°C

* Average output current at centertap full wave connection

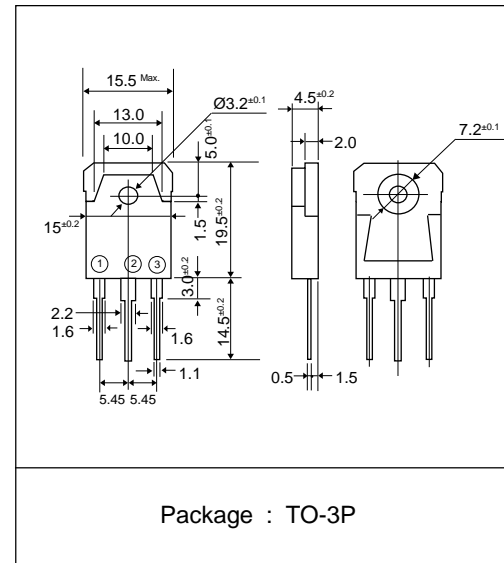
- Electrical characteristics (T_c=25°C Unless otherwise specified)

Item	Symbol	Conditions	Max.	Unit
Forward voltage drop	V _F	I _{FM} =16A	0.55	V
Reverse current	I _R	V _R =V _{RRM}	8.0	mA

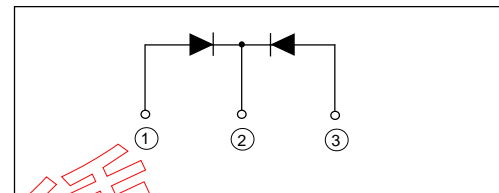
- Electrical characteristics (T_c=25°C Unless otherwise specified)

Item	Symbol	Condition	Max.	Unit
Thermal resistance	R _{th(j-c)}	Junction to case	1.2	°C/W

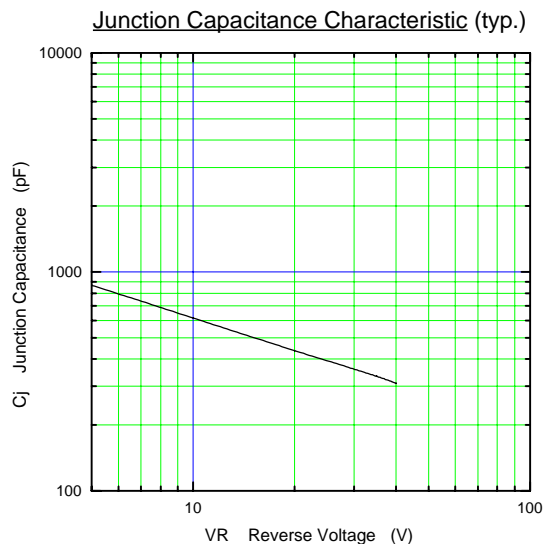
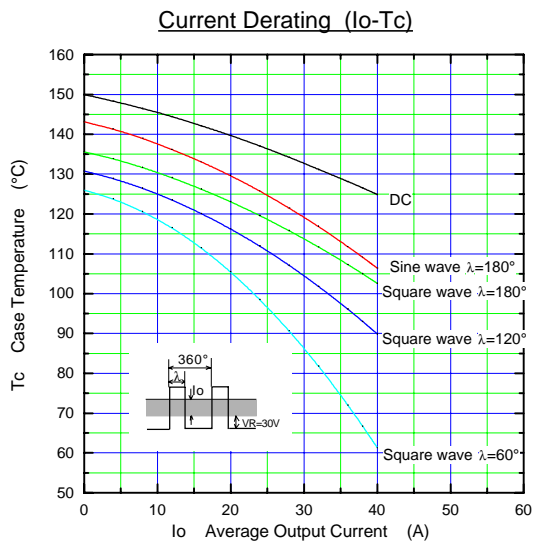
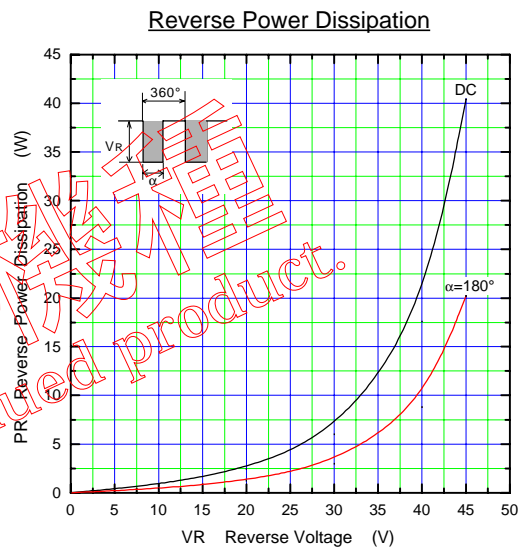
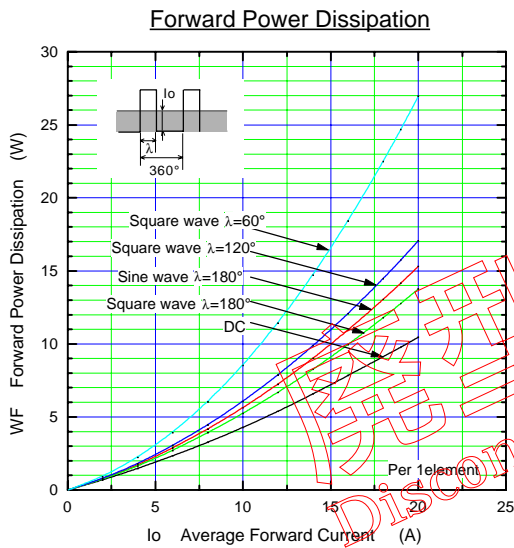
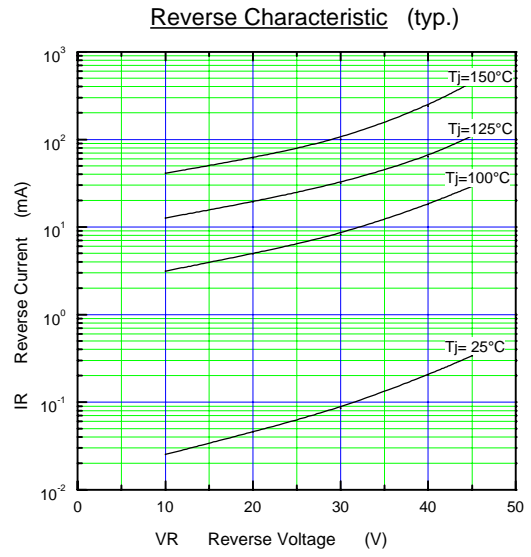
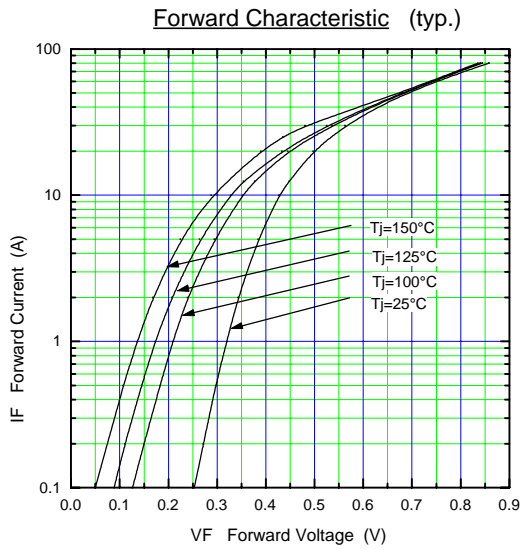
Outline drawings, mm



Connection diagram

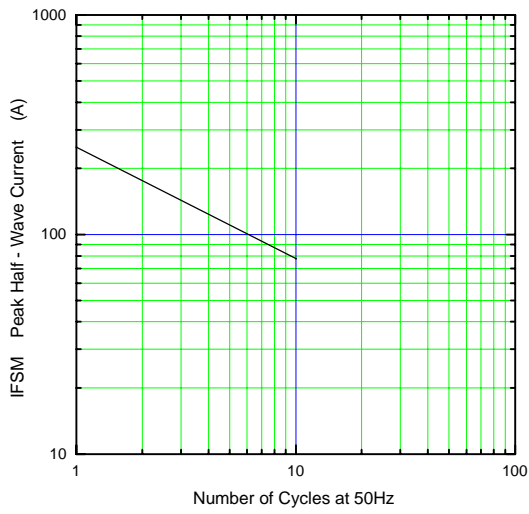


■ Characteristics

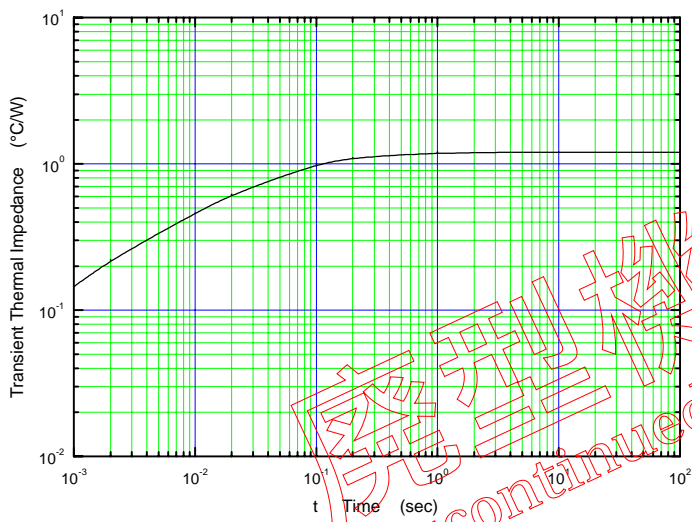


λ : Conduction angle of forward current for each rectifier element
 I_o : Output current of center-tap full wave connection

Surge Capability



Transient Thermal Impedance



國產機種
Discontinued product.