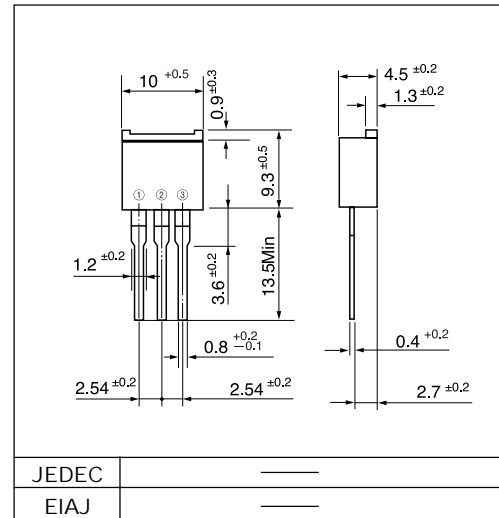


## LOW LOSS SUPER HIGH SPEED RECTIFIER

## Outline drawings, mm



## Features

- Low  $V_F$
- Super high speed switching
- High reliability by planer design

## Applications

- High speed power switching

## Maximum ratings and characteristics

- Absolute maximum ratings

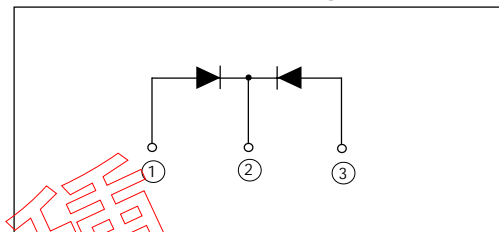
Item	Symbol	Conditions	Rating	Unit
Repetitive peak reverse voltage	$V_{RRM}$		300	V
Average output current	$I_o$	Square wave, duty=1/2, $T_c=105^\circ\text{C}$	5*	A
Surge current	$I_{FSM}$	Sine wave 10ms	25	A
Operating junction temperature	$T_j$		-40 to +125	$^\circ\text{C}$
Storage temperature	$T_{stg}$		-40 to +125	$^\circ\text{C}$

\* Average forward current of centertap full wave connection

- Electrical characteristics ( $T_a=25^\circ\text{C}$  Unless otherwise specified)

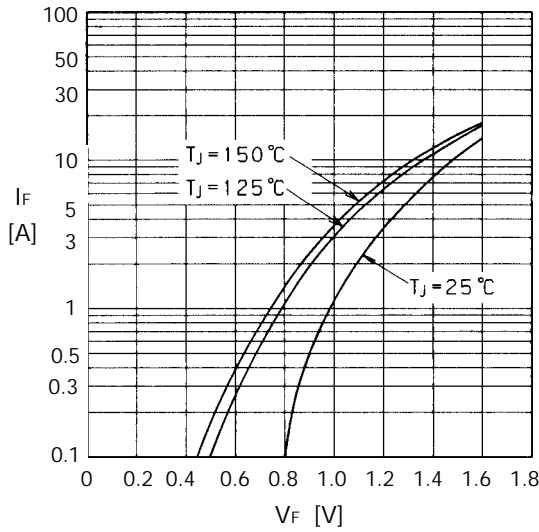
Item	Symbol	Conditions	Max.	Unit
Forward voltage drop	$V_{FM}$	$I_{FM}=2.5\text{A}$	1.2	V
Reverse current	$I_{RRM}$	$V_R=V_{RRM}$	100	$\mu\text{A}$
Reverse recovery time	$t_{rr}$	$I_F=0.1\text{A}$ , $I_R=0.2\text{A}$ , $I_{rec}=0.05\text{A}$	35	ns
Thermal resistance	$R_{th(j-c)}$	Junction to case	5.0	$^\circ\text{C/W}$

## Connection diagram

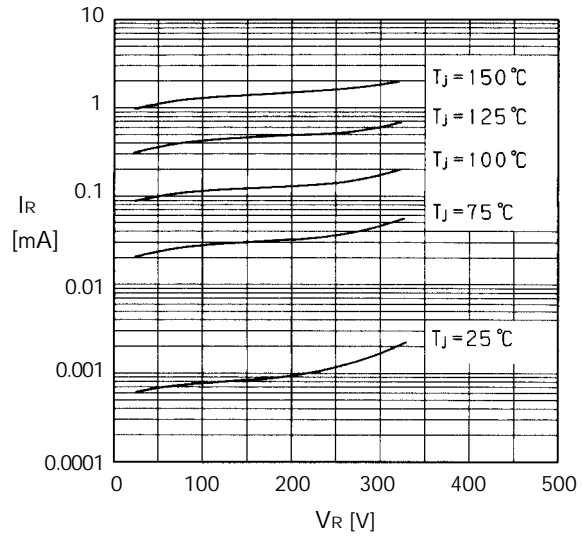


Characteristics

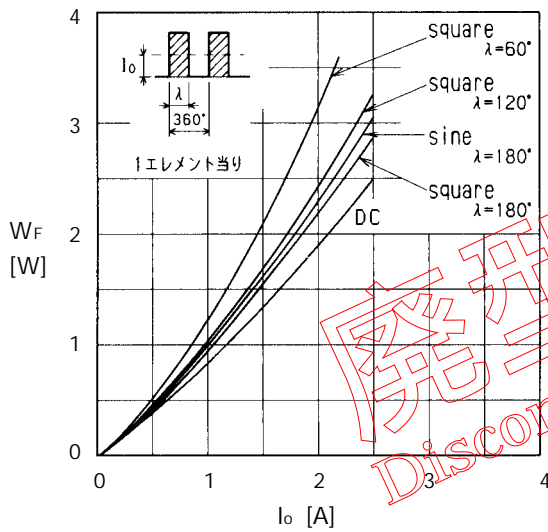
Forward characteristics



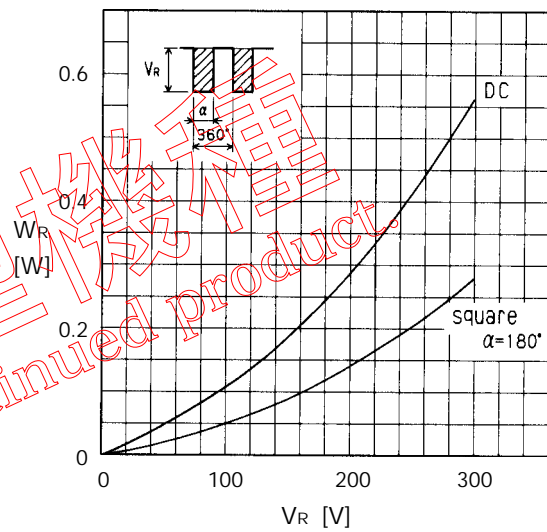
Reverse characteristics



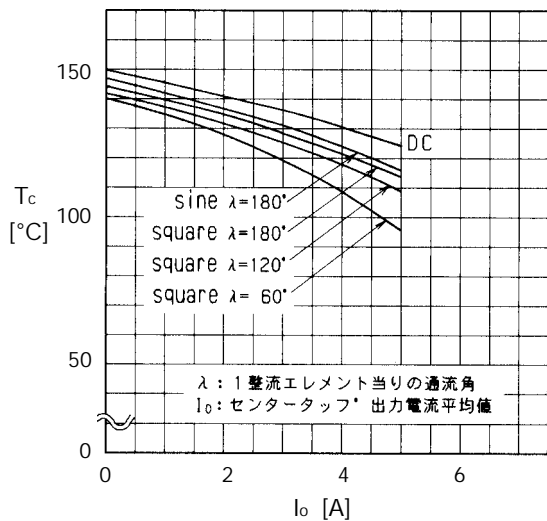
Forward power dissipation



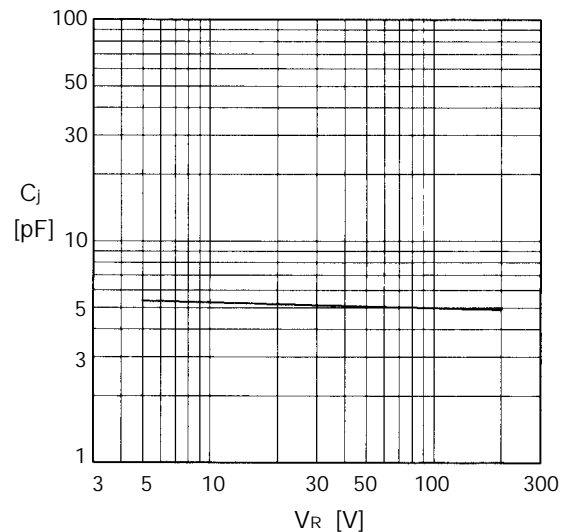
Reverse power dissipation



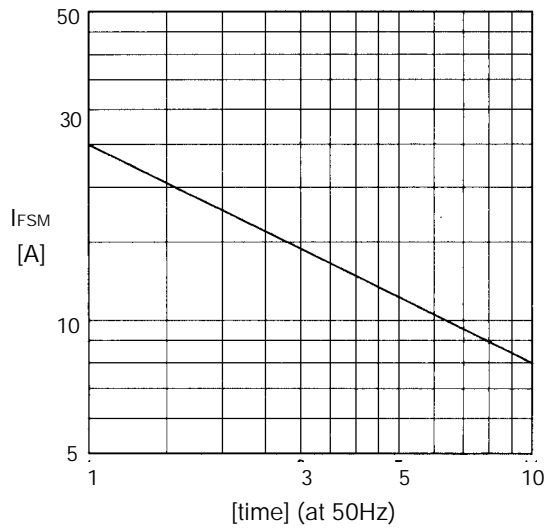
Output current-case temperature



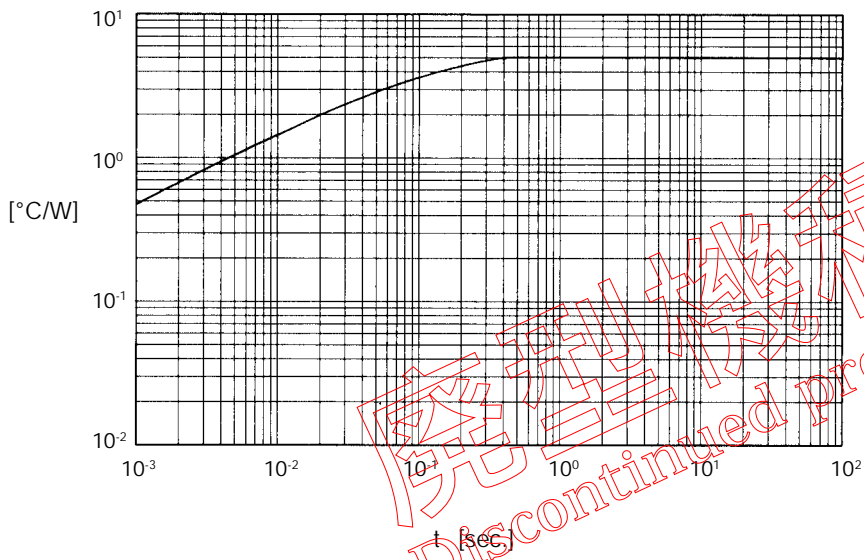
Junction capacitance characteristics



Surge capability



Transient thermal impedance



Discontinued product.