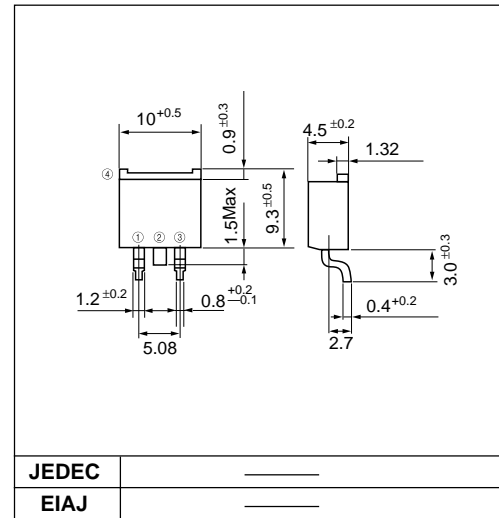


TS902C2 (10A)

(200V / 10A)

LOW LOSS SUPER HIGH SPEED RECTIFIER

Outline drawings, mm



Features

- Surface-mount device
- Low V_F
- Super high speed switching
- High reliability by planer design

Applications

- High speed power switching

Maximum ratings and characteristics

- Absolute maximum ratings

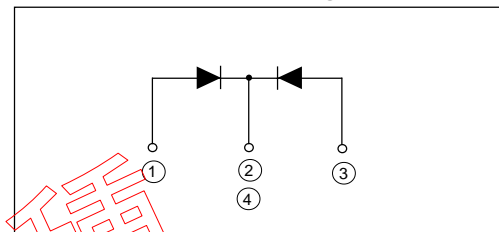
Item	Symbol	Conditions	Rating	Unit
Repetitive peak reverse voltage	V_{RRM}		200	V
Average output current	I_o	Square wave, duty=1/2, $T_c=125^\circ\text{C}$	10*	A
Surge current	I_{FSM}	Sine wave 10ms	50	A
Operating junction temperature	T_j		-40 to +150	$^\circ\text{C}$
Storage temperature	T_{stg}		-40 to +150	$^\circ\text{C}$

* Average forward current of centertap full wave connection

- Electrical characteristics ($T_a=25^\circ\text{C}$ Unless otherwise specified)

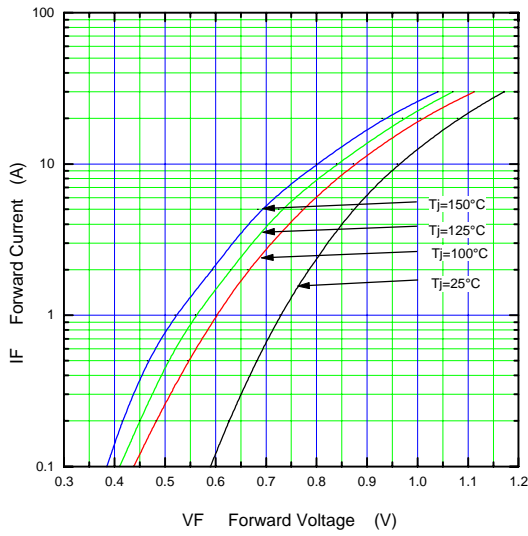
Item	Symbol	Conditions	Max.	Unit
Forward voltage drop	V_{FM}	$I_{FM}=5.0\text{A}$	0.95	V
Reverse current	I_{RRM}	$V_R=V_{RRM}$	100	μA
Reverse recovery time	t_{rr}	$I_F=0.1\text{A}$, $I_R=0.2\text{A}$, $I_{rec}=0.05\text{A}$	35	ns
Thermal resistance	$R_{th(j-c)}$	Junction to case	2.5*	$^\circ\text{C}/\text{W}$

Connection diagram

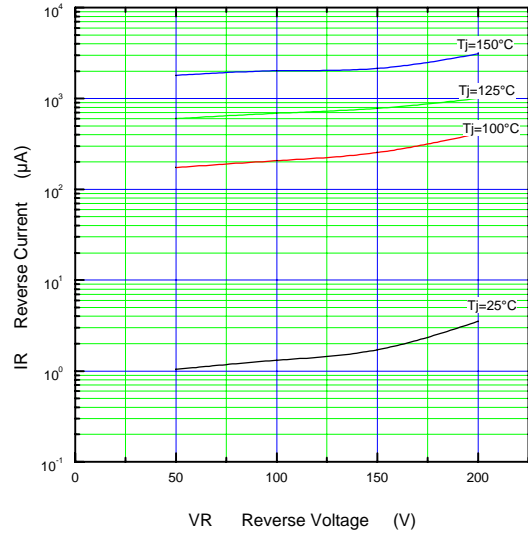


Characteristics

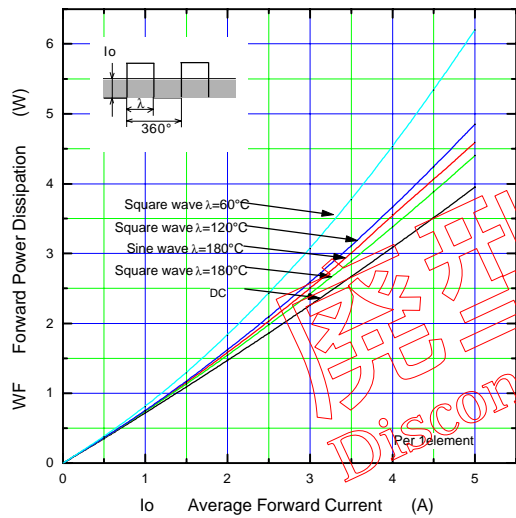
Forward Characteristic (typ.)



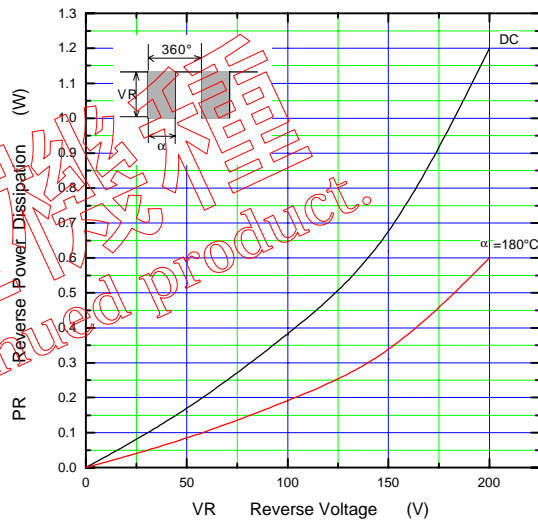
Reverse Characteristic (typ.)



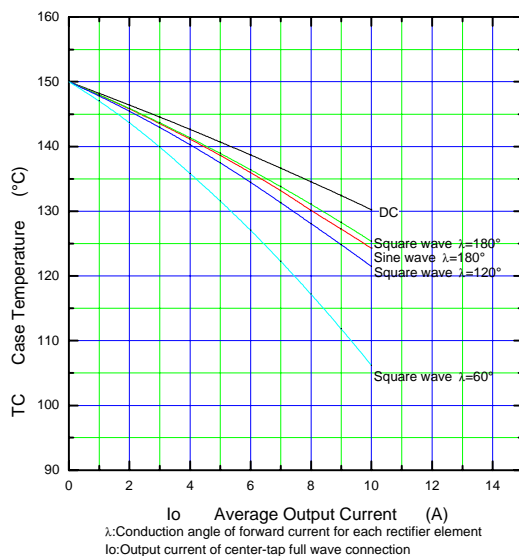
Forward Power Dissipation



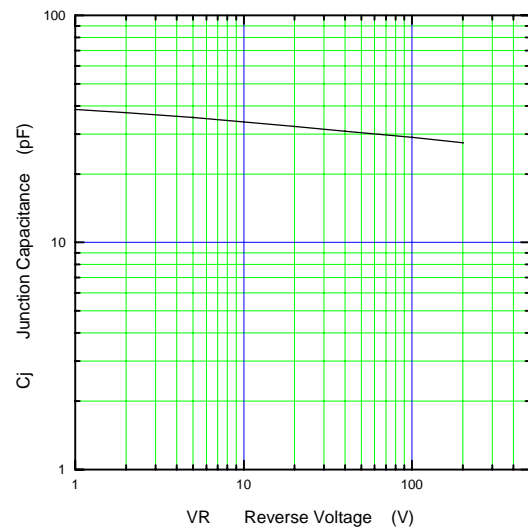
Reverse Power Dissipation



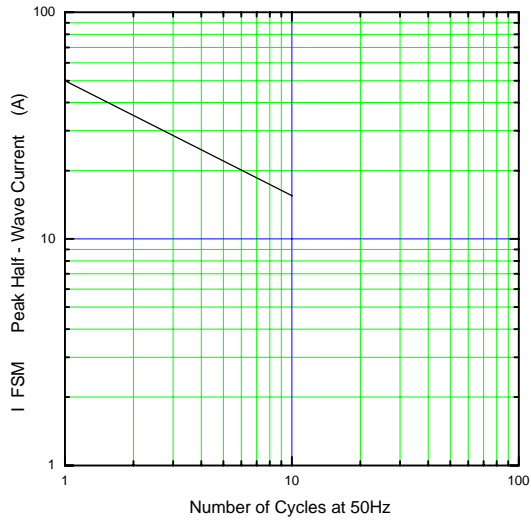
Current Derating (Io-Tc)



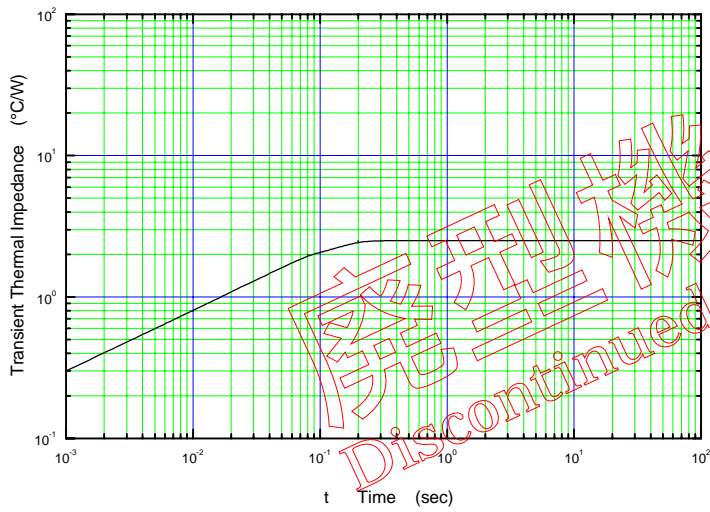
Junction Capacitance Characteristic (typ.)



Surge Capability



Transient Thermal Impedance



廢品機種
Discontinued product.