

YG835C03R

(30V / 25A TO-220F15)

SCHOTTKY BARRIER DIODE

Features

- Low V_F
- Super high speed switching.
- High reliability by planer design.

Applications

- High speed power switching.

Maximum Ratings and Characteristics

- Absolute Maximum Ratings

Item	Symbol	Conditions	Rating	Unit
Repetitive peak reverse voltage	V_{RRM}		30	V
Repetitive peak surge reverse voltage	V_{RSM}	$t_w=500\text{ns}$, $\text{duty}=1/40$	30	V
Isolating voltage	V_{iso}	Terminals to Case, AC, 1min.	1500	V
Average output current	I_o	$\text{duty}=1/2$, $T_c=99^\circ\text{C}$ Square wave	25*	A
Suege current	I_{FSM}	Sine wave 10ms	120	A
Operating junction temperature	T_j		+150	$^\circ\text{C}$
Storage temperature	T_{stg}		-40 to +150	$^\circ\text{C}$

- Electrical Characteristics ($T_a=25^\circ\text{C}$ Unless otherwise specified)

* Out put current of centertap full wave connection.

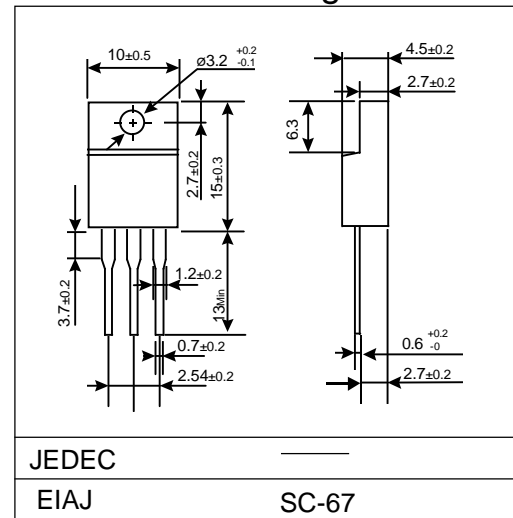
Item	Symbol	Conditions	Max.	Unit
Forward voltage drop **	V_F	$I_F=6.0\text{A}$	0.45	V
Reverse current **	I_R	$V_R=V_{RRM}$	15.0	mA
Thermal resistance	$R_{th(j-c)}$	Junction to case	2.5	$^\circ\text{C/W}$

** Rating per element

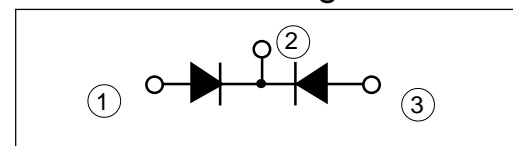
- Mechanical Characteristics

Mounting torque	Recommended torque	0.3 to 0.5	N · m
Weight		2.0	g

Outline Drawings

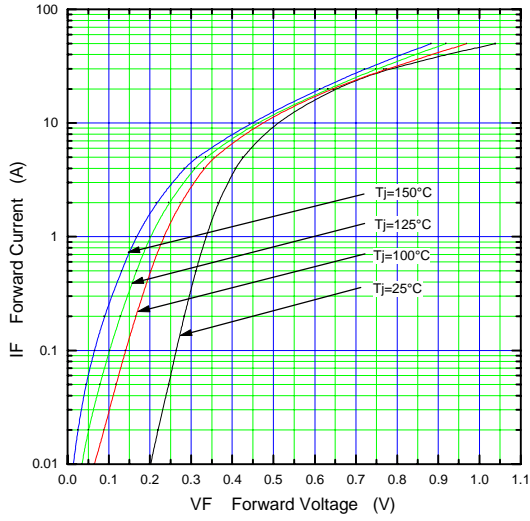


Connection Diagram

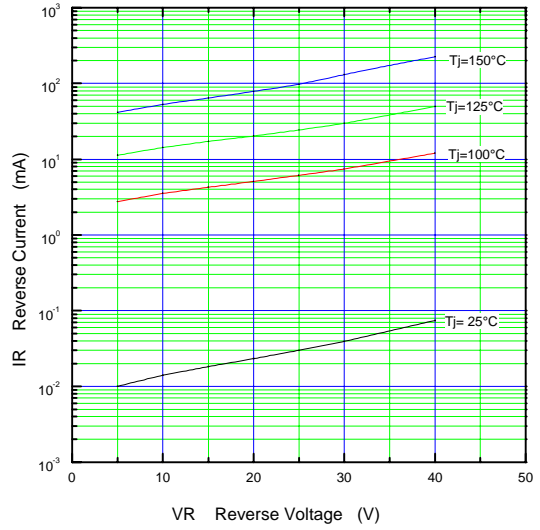


Characteristics

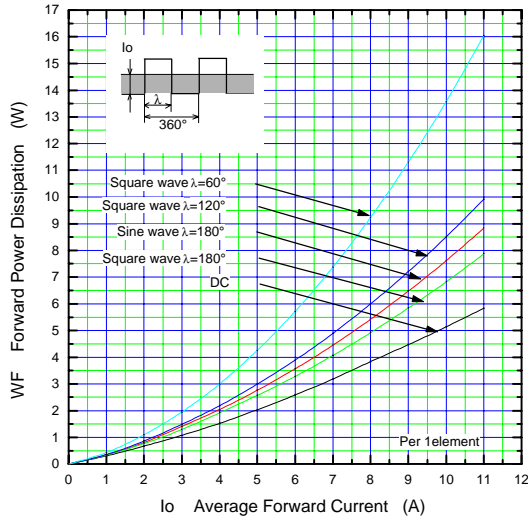
Forward Characteristic (typ.)



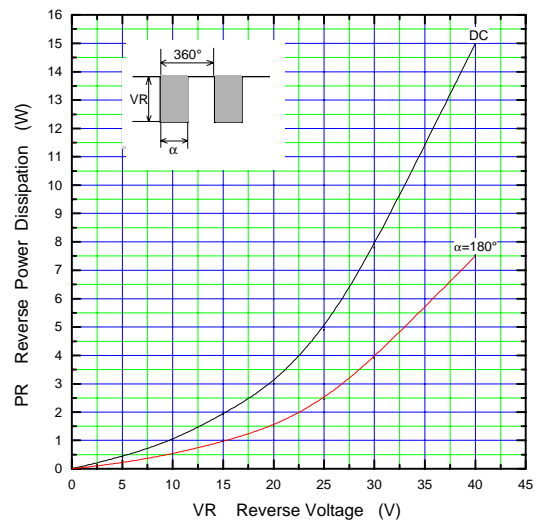
Reverse Characteristic (typ.)



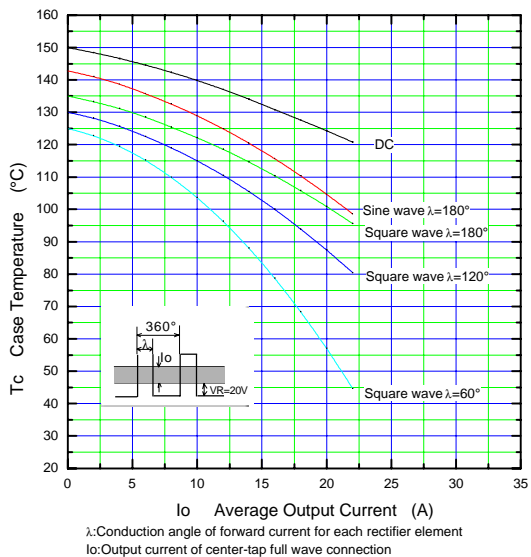
Forward Power Dissipation



Reverse Power Dissipation



Current Derating (I_o-T_c)



Junction Capacitance Characteristic (typ.)

